



## **EJOT® SUPER-SAPHIR**

### **self-drilling screw JT3-2H-4.8**

Side lap stitching of profiled steel / aluminium sheet  
and sandwich panel

[www.ejot.es](http://www.ejot.es)

**EJOT®**

## Self-drilling screws JF3/JT3

A2 stainless steel with hardened steel point / steel drill point

# EJOT®

### EJOT® SUPER-SAPHIR self-drilling screw JT3-2H-4.8xL

loose or collated

Ø [mm]	Length [mm]	Clamp thickness [mm]	PU	Price/100 [EUR]	Order description	Article number
<b>Sealing washer E 14, Ø 14 mm, loose</b>						
4.8	19	0 - 4	1,000		JT3-2H-4.8x19-E14	3 591 977 351
<b>Sealing washer E 14, Ø 14 mm, collated</b>						
4.8	19	0 - 4	500		JT3-2H-4.8x19-E14 collated	3 380 209 000

#### Application area

- Side lap stitching of profiled steel / aluminium sheet and sandwich panel
- Suitable for installation with the EJOFAST® JF screwdriver

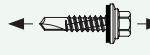
#### Properties

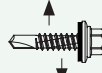
- A2 stainless steel with hardened drill point
- Stainless steel sealing washer
- Pre-assembled sealing washer
- With free spin zone under screw head for side lap stitching

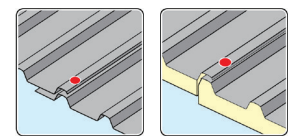
#### Technical Data

Drilling capacity $t_1 + t_2$	1.0 + 1.0 mm
Drive	Hexagon AF8

[WWW.AUSSCHREIBEN.DE](http://WWW.AUSSCHREIBEN.DE)

Minimum tensile strength	
	
Ø mm	kN
4.8	8.0

Minimum shear strength	
	
Ø mm	kN
4.8	6.0



**Approval**  
ETA-10/0200

#### Cross reference

Accessories  
Metal screwdriver SCS 6.3  
EJOFAST® JF screwdriver

#### Note

See relevant annexes of European technical approvals at the following pages.

Please download complete European technical approvals at our website:

[www.ejot.es](http://www.ejot.es)

# Self-drilling screws JF3/JT3

A2 stainless steel with hardened steel point / steel drill point

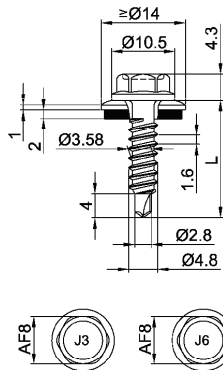


Page 36 of European technical approval  
ETA-10/0200 of 27 June 2013

English translation prepared by DIBt

Deutsches  
Institut  
für  
Bautechnik

DIBt



### Materials

Fastener: stainless steel (1.4301) - EN 10088,  
stainless steel (1.4404) - EN 10088  
Washer: stainless steel (1.4301) - EN 10088  
Component I: S280GD, S320GD or S350GD - EN 10346  
Component II: S235 - EN 10025-1  
S280GD, S320GD or S350GD - EN 10346

Drilling capacity  $\Sigma t_i \leq 2,20$  mm

### Timber substructures

no performance determined

$t_{N,II}$ [mm]	0,40	0,50	0,55	0,63	0,75	0,88	1,00	1,13	1,25	1,50	1,75
$M_{t, nom}$	—										
$V_{R,k}$ [kN] for $t_{N,I}$ [mm]	0,40	0,55	0,55	0,55	0,55	0,55	0,55	0,55	0,55	0,55	0,55
	0,50	0,55	0,89	0,89	0,89	0,89	0,89	0,89	0,89	0,89	—
	0,55	0,55	0,89	1,06	1,06	1,06	1,06	1,06	1,06	1,06	—
	0,63	0,55	0,89	1,06	1,28	1,28	1,28	1,28	1,28	1,28	—
	0,75	0,55	0,89	1,06	1,28	1,61	1,61	1,61	1,61	—	—
	0,88	0,55	0,89	1,06	1,28	1,61	1,86	1,86	1,86	—	—
	1,00	0,55	0,89	1,06	1,28	1,61	1,86	2,09	2,09	—	—
	1,13	0,55	0,89	1,06	1,28	1,61	1,86	2,09	—	—	—
	1,25	0,55	0,89	1,06	1,28	1,61	1,86	—	—	—	—
	1,50	0,55	0,89	1,06	1,28	—	—	—	—	—	—
	1,75	0,55	—	—	—	—	—	—	—	—	—
$N_{R,k}$ [kN] for $t_{N,I}$ [mm]	0,40	0,42	0,62	0,72	0,88	0,97	0,97	0,97	0,97	0,97	0,97
	0,50	0,42	0,62	0,72	0,88	1,12	1,38	1,39	1,39	1,39	—
	0,55	0,42	0,62	0,72	0,88	1,12	1,38	1,60	1,60	1,60	—
	0,63	0,42	0,62	0,72	0,88	1,12	1,38	1,60	1,60	1,60	—
	0,75	0,42	0,62	0,72	0,88	1,12	1,38	1,60	1,60	1,60	—
	0,88	0,42	0,62	0,72	0,88	1,12	1,38	1,60	1,60	1,60	—
	1,00	0,42	0,62	0,72	0,88	1,12	1,38	1,60	1,60	—	—
	1,13	0,42	0,62	0,72	0,88	1,12	1,38	1,60	—	—	—
	1,25	0,42	0,62	0,72	0,88	1,12	1,38	—	—	—	—
	1,50	0,42	0,62	0,72	0,88	—	—	—	—	—	—
	1,75	0,42	—	—	—	—	—	—	—	—	—

If both components I and II are made of S320GD or S350GD the values may be increased by 8,3%.

Self drilling screw

JT3-2H-4,8 x L  
JT6-2H-4,8 x L  
with undercut and hexagon head and sealing washer  $\geq \text{Ø}14$  mm

Annex 23