

EJOT® SUPER-SAPHIR **self-drilling screw JT3-3-5.5**

Fastening profiled steel sheet to 1-2.5 mm steel substructure

www.ejot.es

EJOT®

Self-drilling screws JF3/JT3

A2 stainless steel with hardened steel point / steel drill point

EJOT®

EJOT® SUPER-SAPHIR self-drilling screw JT3-3-5.5

Ø [mm]	Length [mm]	Clamp thickness [mm]	PU	Price/100 [EUR]	Order description	Article number
Sealing washer E16, Ø 16 mm						
5.5	25	0 - 10	500		JT3-3-5.5x25-E16	3 592 211 331
5.5	35	0 - 19	500		JT3-3-5.5x35-E16	3 592 511 331
5.5	50	0 - 31	250		JT3-3-5.5x50-E16	3 592 811 331
5.5	70	0 - 51	250		JT3-3-5.5x70-E16	3 593 911 331

Application Range

- Fastening profiled steel sheet to 1–2.5 mm steel substructure
- Fastening profiled aluminium sheet to 1–2.5 mm aluminium or steel substructure

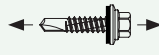
Properties

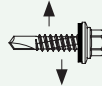
- A2 stainless steel with hardened drill point
- Stainless steel sealing washer
- Pre-assembled sealing washer

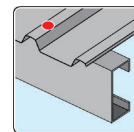
Technical Data

Drilling capacity $t_1 + t_2$	1.0 + 2.5 mm
Drive	Hexagon AF8

WWW.AUSSCHREIBEN.DE

Minimum tensile strength	
	
Ø mm	kN
5.5	10.0

Minimum shear strength	
	
Ø mm	kN
5.5	7.5



Approval
ETA-10/0200

Cross reference

Accessories
Self-drilling screw
JT3-2H-Plus-5,5
Metal screwdriver SCS 6.3

Note

See relevant annexes of European technical approvals at the following pages.

Please download complete European technical approvals at our website:

www.ejot.es

Self-drilling screws JF3/JT3

A2 stainless steel with hardened steel point / steel drill point



Page 58 of European technical approval
ETA-10/0200 of 27 June 2013

English translation prepared by DIBt

Deutsches
Institut
für
Bautechnik

DIBt

	<p>Materials</p> <p>Fastener: stainless steel (1.4301 / 1.4567) – EN 10088 stainless steel (1.4401 / 1.4578) – EN 10088</p> <p>Washer: stainless steel (1.4301) – EN 10088 with vulcanised EPDM seal</p> <p>Component I: aluminium alloy with $R_{m,min} = 165 \text{ N/mm}^2$ – EN 573</p> <p>Component II: aluminium alloy with $R_{m,min} = 165 \text{ N/mm}^2$ – EN 573</p>
	<p>Drilling capacity $\Sigma t_i \leq 4,20 \text{ mm}$</p> <p>Timber substructures for timber substructures no performance determined</p>

$t_{N,II} =$	1,50	2,00	2,50	3,00	
$M_{t,nom} =$	—				
$V_{R,k}$ for $t_{N,II} =$	0,50	0,77 ac	0,77 ac	0,77 abcd	0,77 abcd
	0,60	0,84 -	0,96 ac	0,96 ac	0,96 ac
	0,70	0,92 -	1,15 -	1,15 ac	1,15 a
	0,80	1,07 -	1,23 -	1,30 -	1,30 a
	0,90	1,19 -	1,34 -	1,46 -	1,50 -
	1,00	1,30 -	1,46 -	1,61 -	1,69 -
	1,20	1,53 -	1,69 -	1,84 -	2,00 -
	1,50	2,15 -	2,23 -	2,30 -	- -
	2,00	2,15 -	2,23 -	- -	- -
$N_{R,tik} =$	0,69	1,07	1,61	2,15	

Pull-through resistance of component I according to EN 1999-1-4, chapter 8.3.3.1 or specifications of the manufacturer of the aluminium structural sheeting.

Self-drilling screw

JT3-3-5,5xL JT6-3-5,5xL
 JT3-FR-3-5,5xL JT6-FR-3-5,5xL
 With hexagon head or FR-head and seal washer $\geq \varnothing 16 \text{ mm}$

Annex 45

Self-drilling screws JF3/JT3

A2 stainless steel with hardened steel point / steel drill point



Page 59 of European technical approval
ETA-10/0200 of 27 June 2013

English translation prepared by DIBt

Deutsches
Institut
für
Bautechnik

DIBt

Materials

Fastener: stainless steel (1.4301 / 1.4567) – EN 10088
stainless steel (1.4401 / 1.4578) – EN 10088

Washer: stainless steel (1.4301) – EN 10088
with vulcanised EPDM seal

Component I: aluminium alloy
with $R_{m,min} = 215 \text{ N/mm}^2$ – EN 573

Component II: aluminium alloy
with $R_{m,min} = 215 \text{ N/mm}^2$ – EN 573

Drilling capacity $\Sigma t_i \leq 4,20 \text{ mm}$

Timber substructures
for timber substructures no performance determined

$t_{N,II} =$	1,50	2,00	2,50	3,00	
$M_{k,nom} =$	—				
$V_{R,k}$ for $t_{N,I} =$	0,50 1,10 1,20 1,40 1,55 1,70 1,20 1,50 2,00 2,80	ac - - - - - - - - -	1,00 1,25 1,50 1,60 1,75 1,90 2,20 2,90 2,90	ac - - - - - - - -	1,00 1,25 1,50 1,70 1,95 2,20 2,60 - -
$N_{R,III} =$	0,90	1,40	2,10	2,80	

Self-drilling screw	Annex 46
JT3-3-5,5xL JT6-3-5,5xL JT3-FR-3-5,5xL JT6-FR-3-5,5xL	
With hexagon head or FR-head and seal washer $\geq \varnothing 16 \text{ mm}$	

Self-drilling screws JF3/JT3

A2 stainless steel with hardened steel point / steel drill point



Page 60 of European technical approval
ETA-10/0200 of 27 June 2013

English translation prepared by DIBt

Deutsches
Institut
für
Bautechnik

DIBt

Materials

Fastener: stainless steel (1.4301 / 1.4567) – EN 10088
stainless steel (1.4401 / 1.4578) – EN 10088

Washer: stainless steel (1.4301) – EN 10088
with vulcanised EPDM seal

Component I: aluminium alloy
with $R_{m,min} = 165 \text{ N/mm}^2$ – EN 573

Component II: S235 – EN 10025-1
S280GD, S320GD – EN 10346

Drilling capacity $\Sigma t_i \leq 3,50 \text{ mm}$

Timber substructures
for timber substructures no performance determined

$t_{N,II} =$	1,50	2,00	2,50	
$M_{t, nom} =$	—			
$V_{R,k}$ for $t_{N,I} =$	0,50	0,77 ac	0,77 ac	0,77 abcd
	0,60	0,84 -	0,96 ac	0,96 a
	0,70	0,92 -	1,15 -	1,15 a
	0,80	1,07 -	1,23 -	1,30 -
	0,90	1,19 -	1,34 -	1,46 -
	1,00	1,30 -	1,46 -	1,61 -
	1,20	1,53 -	1,69 -	1,84 -
	1,50	2,15 -	2,23 -	2,30 -
2,00	2,15 -	2,23 -	- -	
$N_{R,III,k} =$	2,00	2,90	3,90	

Pull-through resistance of component I according to EN 1999-1-4, chapter 8.3.3.1 or specifications of the manufacturer of the aluminium structural sheeting.

Self-drilling screw

JT3-3-5,5xL JT6-3-5,5xL
 JT3-FR-3-5,5xL JT6-FR-3-5,5xL
 With hexagon head or FR-head and seal washer $\geq \varnothing 16,0 \text{ mm}$

Annex 47

Self-drilling screws JF3/JT3

A2 stainless steel with hardened steel point / steel drill point



Page 61 of European technical approval
ETA-10/0200 of 27 June 2013

English translation prepared by DIBt

Deutsches
Institut
für
Bautechnik



Materials

Fastener: stainless steel (1.4301 / 1.4567) – EN 10088
stainless steel (1.4401 / 1.4578) – EN 10088

Washer: stainless steel (1.4301) – EN 10088
with vulcanised EPDM seal

Component I: aluminium alloy
with $R_{m,min} = 215 \text{ N/mm}^2$ – EN 573

Component II: S235 – EN 10025-1
S280GD, S320GD – EN 10346

Drilling capacity $\Sigma t_i \leq 3,50 \text{ mm}$

Timber substructures
for timber substructures no performance determined

$t_{N,II} =$	1,50	2,00	2,50	
$M_{knom} =$	—			
$V_{R,k}$ for $t_{N,I} =$	0,50	1,00 ac	1,00 ac	1,00 abcd
	0,60	1,10 -	1,25 ac	1,25 a
	0,70	1,20 -	1,50 -	1,50 a
	0,80	1,40 -	1,60 -	1,70 -
	0,90	1,55 -	1,75 -	1,90 -
	1,00	1,70 -	1,90 -	2,10 -
	1,20	2,00 -	2,20 -	2,40 -
	1,50	2,80 -	2,90 -	3,00 -
2,00	2,80 -	2,90 -	- -	
$N_{R,II,k} =$	2,00	2,90	3,90	

Pull-through resistance of component I according to EN 1999-1-4, chapter 8.3.3.1 or specifications of the manufacturer of the aluminium structural sheeting.

Self-drilling screw		Annex 48
JT3-3-5,5xL	JT6-3-5,5xL	
JT3-FR-3-5,5xL	JT6-FR-3-5,5xL	
With hexagon head or FR-head and seal washer $\geq \varnothing 16,0 \text{ mm}$		

Self-drilling screws JF3/JT3

A2 stainless steel with hardened steel point / steel drill point



Page 64 of European technical approval
ETA-10/0200 of 27 June 2013

English translation prepared by DIBt

Deutsches
Institut
für
Bautechnik

DIBt

Materials

Fastener: stainless steel (1.4301) - EN 10088, stainless steel (1.4404) - EN 10088

Washer: stainless steel (1.4301) - EN 10088

Component I: S280GD, S320GD or S350GD - EN 10346

Component II: S235 - EN 10025-1
S280GD, S320GD or S350GD - EN 10346

Drilling capacity $\Sigma t_i \leq 3,50$ mm

Timber substructures
no performance determined

$t_{N,II}$ [mm]	1,00	1,13	1,25	1,50	2,00	2,50	3,00	4,00			
$M_{t,nom}$	7 Nm										
$V_{R,k}$ [kN] for $t_{N,I}$ [mm]	0,50	0,55	0,63	0,75	0,88	1,00	1,13	1,25	1,50	1,75	2,00
$N_{R,k}$ [kN] for $t_{N,I}$ [mm]	0,50	0,55	0,63	0,75	0,88	1,00	1,13	1,25	1,50	1,75	2,00

Self drilling screw JT3-3-5,5 x L JT6-3-5,5 x L JT3-FR-3-5,5 x L JT6-FR-3-5,5 x L with hexagon head or round head with Torx® drive system and sealing washer $\geq \text{Ø}16$ mm	Annex 51
--	----------