

EJOT® SUPER-SAPHIR **self-drilling screw JT3-2H-Plus-5.5**

Side lap stitching of profiled steel and aluminium sheet

Self-drilling screws JF3/JT3

A2 stainless steel with hardened steel point / steel drill point

EJOT®

EJOT® SUPER-SAPHIR self-drilling screw JT3-2H-Plus-5.5

Ø [mm]	Length [mm]	Clamp thickness [mm]	PU	Price/100 [EUR]	Order description	Article number
Sealing washer E16, Ø 16 mm						
5.5	25	0 - 7	500		JT3-2H-Plus-5.5x25-E16*	3 592 211 391
5.5	30	0 - 11	500		JT3-2H-Plus-5.5x30-E16	3 592 311 391
5.5	35	0 - 16	500		JT3-2H-Plus-5.5x35-E16	3 592 511 391
Sealing washer E22, Ø 22 mm						
5.5	25	0 - 7	500		JT3-2H-Plus-5.5x25-E22*	3 592 213 391
5.5	30	0 - 11	500		JT3-2H-Plus-5.5x30-E22	3 592 313 391
5.5	35	0 - 16	500		JT3-2H-Plus-5.5x35-E22	3 592 513 391

*JT6 made of A4 stainless steel upon request

Application area

- Side lap stitching of profiled steel and aluminium sheet
- Fastening profiled steel and aluminium sheet to cassette system walls


Properties

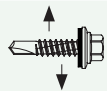
- A2 stainless steel with hardened drill point
- Stainless steel sealing washer
- Pre-assembled sealing washer
- With free spin zone under screw head for side lap stitching

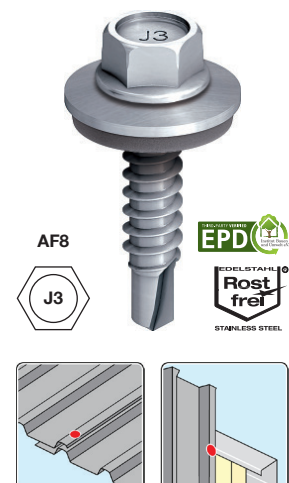
Technical Data

Drilling capacity $t_1 + t_2$	1.5 + 2.0 mm
Drive	Hexagon AF8

WWW.AUSSCHREIBEN.DE

Minimum tensile strength	
	
Ø mm	kN
5.5	10.0

Minimum shear strength	
	
Ø mm	kN
5.5	7.5



Approval
ETA-10/0200

Cross reference

Accessories
Metal screwdriver SCS 6.3

Note

See relevant annexes of European technical approvals at the following pages.

Please download complete European technical approvals at our website:

www.ejot.es

Self-drilling screws JF3/JT3

A2 stainless steel with hardened steel point / steel drill point



Page 48 of European technical approval
ETA-10/0200 of 27 June 2013

English translation prepared by DIBt

Deutsches
Institut
für
Bautechnik

DIBt

Materials

Fastener: stainless steel (1.4301) - EN 10088,
stainless steel (1.4404) - EN 10088

Washer: stainless steel (1.4301) - EN 10088

Component I: S280GD, S320GD or S350GD - EN 10346

Component II: S235 - EN 10025-1
S280GD, S320GD or S350GD - EN 10346

Drilling capacity $\Sigma t_i \leq 3,50$ mm

Timber substructures
no performance determined

$t_{N,II}$ [mm]	0,40	0,50	0,55	0,63	0,75	0,88	1,00	1,13	1,25	1,50	2,00
$M_{t,nom}$	1 Nm			2 Nm			2,5 Nm				
$V_{R,k}$ [kN] for $t_{N,I}$ [mm]	0,50	0,56	0,60	0,64	0,68	0,83	0,98	1,13	1,13	1,13	1,13
	0,55	0,58	0,67	0,73	0,78	0,94	1,09	1,25	1,25	1,25	1,25
	0,63	0,60	0,71	0,82	0,87	1,04	1,21	1,38	1,38	1,38	1,38
	0,75	0,62	0,74	0,86	0,97	1,15	1,33	1,51	1,51	1,51	1,51
	0,88	0,62	0,74	0,86	1,02	1,42	2,04	2,67	2,67	2,67	2,67
	1,00	0,62	0,74	0,86	1,06	1,56	2,15	2,77	2,77	2,77	2,77
	1,13	0,62	0,74	0,86	1,11	1,70	2,28	2,87	3,22	3,57	3,92
	1,25	0,62	0,74	0,86	1,11	1,70	2,28	2,87	3,22	3,57	3,92
	1,50	0,62	0,74	0,86	1,11	1,70	2,28	2,87	3,22	3,57	3,92
	1,75	0,62	0,74	0,86	1,11	1,70	2,28	2,87	3,22	3,57	—
	2,00	0,62	0,74	0,86	1,11	1,70	2,28	2,87	3,22	3,57	—
$N_{R,k}$ [kN] for $t_{N,I}$ [mm]	0,50	0,30	0,41	0,47	0,56	0,73	1,06	1,40	1,48	1,48	1,48
	0,55	0,30	0,41	0,47	0,56	0,73	1,06	1,40	1,65	1,65	1,65
	0,63	0,30	0,41	0,47	0,56	0,73	1,06	1,40	1,71	1,83	1,83
	0,75	0,30	0,41	0,47	0,56	0,73	1,06	1,40	1,71	1,99	2,23
	0,88	0,30	0,41	0,47	0,56	0,73	1,06	1,40	1,71	1,99	2,59
	1,00	0,30	0,41	0,47	0,56	0,73	1,06	1,40	1,71	1,99	2,59
	1,13	0,30	0,41	0,47	0,56	0,73	1,06	1,40	1,71	1,99	2,59
	1,25	0,30	0,41	0,47	0,56	0,73	1,06	1,40	1,71	1,99	2,59
	1,50	0,30	0,41	0,47	0,56	0,73	1,06	1,40	1,71	1,99	2,59
	1,75	0,30	0,41	0,47	0,56	0,73	1,06	1,40	1,71	1,99	—
	2,00	0,30	0,41	0,47	0,56	0,73	1,06	1,40	1,71	1,99	—

If both components I and II are made of S320GD or S350GD the values may be increased by 8,3%.

Self drilling screw	Annex 35
JT3-2H Plus - 5,5 x L JT6-2H Plus - 5,5 x L JT3-FR-2H Plus - 5,5 x L JT6-FR-2H Plus - 5,5 x L with undercut, hexagon head or round head with Torx® drive system and sealing washer $\geq \text{Ø}16$ mm	

Self-drilling screws JF3/JT3

A2 stainless steel with hardened steel point / steel drill point



Page 49 of European technical approval
ETA-10/0200 of 27 June 2013

English translation prepared by DIBt

Deutsches
Institut
für
Bautechnik

DIBt

Materials

Fastener: stainless steel (1.4301) - EN 10088, stainless steel (1.4404) - EN 10088

Washer: stainless steel (1.4301) - EN 10088

Component I: S280GD, S320GD or S350GD - EN 10346

Component II: S235 - EN 10025-1
S280GD, S320GD or S350GD - EN 10346

Drilling capacity $\Sigma t_i \leq 3,50$ mm

Timber substructures
no performance determined

$t_{N,II}$ [mm]	2 x 0,63	2 x 0,75	2 x 0,88	2 x 1,00	2 x 1,13	2 x 1,25
$M_{t,nom}$	2 Nm		3 Nm		4 Nm	
$V_{R,k}$ [kN] for $t_{N,I}$ [mm]						
0,40	—	—	—	—	—	—
0,50	—	—	—	—	—	—
0,55	—	—	—	—	—	—
0,63	1,65	1,78	1,91	2,04	2,04	2,04
0,75	1,65	2,60	2,76	2,92	2,92	2,92
0,88	1,65	2,60	3,39	3,55	3,55	3,55
1,00	1,65	2,60	3,39	4,17	4,17	4,17
1,13	1,65	2,60	3,39	4,17	4,17	—
1,25	1,65	2,60	3,39	4,17	—	—
1,50	1,65	2,60	3,39	4,17	—	—
1,75	1,65	2,60	—	—	—	—
$N_{R,k}$ [kN] for $t_{N,I}$ [mm]						
0,40	1,01	1,48	1,48	1,48	1,48	1,48
0,50	1,01	1,65	1,65	1,65	1,65	1,65
0,55	1,01	1,78	1,83	1,83	1,83	1,83
0,63	1,01	1,78	2,23	2,23	2,23	2,23
0,75	1,01	1,78	2,31	2,84	2,84	2,84
0,88	1,01	1,78	2,31	2,84	2,84	2,84
1,00	1,01	1,78	2,31	2,84	2,84	2,84
1,13	1,01	1,78	2,31	2,84	2,84	—
1,25	1,01	1,78	2,31	2,84	—	—
1,50	1,01	1,78	2,31	2,84	—	—
1,75	1,01	1,78	—	—	—	—

If both components I and II are made of S320GD or S350GD the values may be increased by 8,3%.

Self drilling screw

JT3-2H Plus - 5,5 x L
JT6-2H Plus - 5,5 x L
JT3-FR-2H Plus - 5,5 x L
JT6-FR-2H Plus - 5,5 x L

with undercut, hexagon head or round head with Torx® drive system and sealing washer $\geq \varnothing 16$ mm

Annex 36

Self-drilling screws JF3/JT3

A2 stainless steel with hardened steel point / steel drill point



Page 52 of European technical approval
ETA-10/0200 of 27 June 2013

English translation prepared by DIBt

Deutsches
Institut
für
Bautechnik

DIBt

Materials

Fastener: stainless steel (1.4301 / 1.4567) – EN 10088
stainless steel (1.4401 / 1.4578) – EN 10088

Washer: stainless steel (1.4301) – EN 10088
with vulcanised EPDM seal

Component I: aluminium alloy
with $R_{m,min} = 165 \text{ N/mm}^2$ – EN 573

Component II: aluminium alloy
with $R_{m,min} = 165 \text{ N/mm}^2$ – EN 573

Drilling capacity $\Sigma t_i \leq 3,50 \text{ mm}$

Timber substructures
for timber substructures no performance determined

$t_{N,II} =$	0,40	0,50	0,60	0,70	0,80	0,90	1,00	1,20	1,50	
$M_{t,nom} =$	—									
$V_{R,k}$ for $t_{N,II} =$	0,40	0,19 -	0,19 -	0,19 -	0,19 -	0,19 -	0,19 -	0,19 ac	0,19 ac	0,19 ac
	0,50	0,19 -	0,27 -	0,32 -	0,37 -	0,43 -	0,48 -	0,53 ac	0,53 ac	0,53 ac
	0,60	0,19 -	0,27 -	0,38 -	0,44 -	0,49 -	0,55 -	0,61 -	0,63 -	0,76 ac
	0,70	0,19 -	0,27 -	0,38 -	0,50 -	0,55 -	0,62 -	0,68 -	0,74 -	0,99 ac
	0,80	0,19 -	0,27 -	0,38 -	0,50 -	0,61 -	0,69 -	0,76 -	0,84 -	1,22 ac
	0,90	0,19 -	0,27 -	0,38 -	0,50 -	0,61 -	0,76 -	0,83 -	0,95 -	1,34 -
	1,00	0,19 -	0,27 -	0,38 -	0,50 -	0,61 -	0,76 -	0,91 -	1,05 -	1,47 -
	1,20	0,19 -	0,27 -	0,38 -	0,50 -	0,61 -	0,76 -	0,91 -	1,26 -	1,71 -
	1,50	0,19 -	0,27 -	0,38 -	0,50 -	0,61 -	0,76 -	0,91 -	1,26 -	2,08 -
$N_{R,plk} =$	0,14	0,21	0,28	0,36	0,43	0,50	0,56	0,73	0,91	

Pull-through resistance of component I according to EN 1999-1-4, chapter 8.3.3.1 or specifications of the manufacturer of the aluminium structural sheeting.

Self-drilling screw

JT3-2H Plus 5,5xL JT6-2H Plus 5,5xL
 JT3-FR-2H Plus 5,5xL JT6-FR-2H Plus 5,5xL
 With hexagon head or FR-head and seal washer $\geq \varnothing 11,0 \text{ mm}$

Annex 39

Self-drilling screws JF3/JT3

A2 stainless steel with hardened steel point / steel drill point



Page 53 of European technical approval
ETA-10/0200 of 27 June 2013

English translation prepared by DIBt

Deutsches
Institut
für
Bautechnik

DIBt

Materials

Fastener: stainless steel (1.4301 / 1.4567) – EN 10088
stainless steel (1.4401 / 1.4578) – EN 10088

Washer: stainless steel (1.4301) – EN 10088
with vulcanised EPDM seal

Component I: aluminium alloy
with $R_{m,min} = 215 \text{ N/mm}^2$ – EN 573

Component II: aluminium alloy
with $R_{m,min} = 215 \text{ N/mm}^2$ – EN 573

Drilling capacity $\Sigma t_i \leq 3,50 \text{ mm}$

Timber substructures
for timber substructures no performance determined

$t_{N,II} =$	0,40	0,50	0,60	0,70	0,80	0,90	1,00	1,20	1,50	
$M_{knorn} =$	—									
$V_{R,k}$ for $t_{N,II} =$	0,40	0,24 -	0,24 -	0,42 -	0,24 -	0,24 -	0,24 -	0,24 ac	0,24 ac	0,24 ac
	0,50	0,24 -	0,35 -	0,42 -	0,49 -	0,55 -	0,62 -	0,69 ac	0,69 ac	0,69 ac
	0,60	0,24 -	0,35 -	0,50 -	0,57 -	0,63 -	0,71 -	0,79 -	0,83 -	0,99 ac
	0,70	0,24 -	0,35 -	0,50 -	0,65 -	0,72 -	0,81 -	0,86 -	0,96 -	1,29 ac
	0,80	0,24 -	0,38 -	0,50 -	0,65 -	0,80 -	0,90 -	0,93 -	1,08 -	1,59 ac
	0,90	0,24 -	0,38 -	0,50 -	0,65 -	0,80 -	0,99 -	1,00 -	1,23 -	1,75 -
	1,00	0,24 -	0,38 -	0,50 -	0,65 -	0,80 -	0,99 -	1,18 -	1,37 -	1,91 -
	1,20	0,24 -	0,38 -	0,50 -	0,65 -	0,80 -	0,99 -	1,18 -	1,64 -	2,23 -
	1,50	0,24 -	0,38 -	0,50 -	0,65 -	0,80 -	0,99 -	1,18 -	1,64 -	2,71 -
$N_{R,III} =$	0,19	0,28	0,37	0,47	0,56	0,65	0,73	0,95	1,19	

Pull-through resistance of component I according to EN 1999-1-4, chapter 8.3.3.1 or specifications of the manufacturer of the aluminium structural sheeting.

Self-drilling screw	Annex 40
JT3-2H Plus 5,5xL JT6-2H Plus 5,5xL JT3-FR-2H Plus 5,5xL JT6-FR-2H Plus 5,5xL	
With hexagon head or FR-head and seal washer $\geq \text{Ø } 11,0 \text{ mm}$	

Self-drilling screws JF3/JT3

A2 stainless steel with hardened steel point / steel drill point



Page 54 of European technical approval
ETA-10/0200 of 27 June 2013

English translation prepared by DIBt

Deutsches
Institut
für
Bautechnik

DIBt

Materials

Fastener: stainless steel (1.4301 / 1.4567) – EN 10088
stainless steel (1.4401 / 1.4578) – EN 10088

Washer: stainless steel (1.4301) – EN 10088
with vulcanised EPDM seal

Component I: aluminium alloy
with $R_{m,min} = 165 \text{ N/mm}^2$ – EN 573

Component II: S235 – EN 10025-1
S280GD, S320GD – EN 10346

Drilling capacity $\Sigma t_i \leq 3,50 \text{ mm}$

Timber substructures
for timber substructures no performance determined

$t_{N,II} =$	0,40	0,50	0,63	0,75	0,88	1,00	1,25	1,50	2,00	
$M_{nom} =$	—									
$V_{R,k}$ for $t_{N,II} =$	0,40	0,19 -	0,19 -	0,19 -	0,19 -	0,19 -	0,19 ac	0,19 ac	0,19 ac	0,19 ac
	0,50	0,35 -	0,35 -	0,35 -	0,40 -	0,47 -	0,53 ac	0,53 ac	0,53 ac	0,53 ac
	0,60	0,35 -	0,42 -	0,42 -	0,47 -	0,54 -	0,61 -	0,69 -	0,76 ac	0,76 ac
	0,70	0,35 -	0,42 -	0,49 -	0,53 -	0,61 -	0,68 -	0,84 -	0,99 ac	0,99 ac
	0,80	0,35 -	0,42 -	0,49 -	0,56 -	0,66 -	0,76 -	0,99 -	1,22 ac	1,22 a
	0,90	0,35 -	0,42 -	0,49 -	0,56 -	0,70 -	0,83 -	1,03 -	1,34 -	1,34 -
	1,00	0,35 -	0,42 -	0,49 -	0,56 -	0,74 -	0,91 -	1,19 -	1,47 -	1,47 -
	1,20	0,35 -	0,42 -	0,49 -	0,56 -	0,74 -	0,91 -	1,31 -	1,71 -	1,71 -
	1,50	0,35 -	0,42 -	0,49 -	0,56 -	0,74 -	0,91 -	1,50 -	2,08 -	2,08 -
$N_{R,II,k} =$	0,30	0,41	0,56	0,73	1,06	1,40	1,99	2,59	2,59	

Pull-through resistance of component I according to EN 1999-1-4, chapter 8.3.3.1 or specifications of the manufacturer of the aluminium structural sheeting.

Component II of steel S320GD or S350GD: the indicated values of the pull-out resistance $N_{R,II,k}$ can be increased by 8,0%.

Self-drilling screw

JT3-2H Plus 5,5xL JT6-2H Plus 5,5xL
 JT3-FR-2H Plus 5,5xL JT6-FR-2H Plus 5,5xL
 With hexagon head or FR-head and seal washer $\geq \varnothing 11,0 \text{ mm}$

Annex 41

Self-drilling screws JF3/JT3

A2 stainless steel with hardened steel point / steel drill point



Page 55 of European technical approval
ETA-10/0200 of 27 June 2013

English translation prepared by DIBt

Deutsches
Institut
für
Bautechnik

DIBt

Materials

Fastener: stainless steel (1.4301 / 1.4567) – EN 10088
stainless steel (1.4401 / 1.4578) – EN 10088

Washer: stainless steel (1.4301) – EN 10088
with vulcanised EPDM seal

Component I: aluminium alloy
with $R_{m,min} = 165 \text{ N/mm}^2$ – EN 573

Component II: S235 – EN 10025-1
S280GD, S320GD – EN 10346

Drilling capacity $\Sigma t_i \leq 3,50 \text{ mm}$

Timber substructures
for timber substructures no performance determined

$t_{N,II} =$	2x0,63	2x0,75	2x0,88	2x1,00	2x1,13	2x1,25
$M_{t,II} =$	—					
$V_{R,k}$ for $t_{N,II} =$	0,40	0,58 - 0,58 ac	0,58 ac	0,58 ac	0,58 ac	0,58 ac
	0,50	0,73 - 0,73 ac	0,74 ac	0,74 ac	0,77 ac	0,77 ac
	0,60	0,80 - 0,80 ac	0,87 ac	0,87 ac	0,94 ac	0,94 ac
	0,70	0,87 - 0,87 ac	0,99 ac	0,99 ac	1,12 ac	1,12 ac
	0,80	0,94 - 0,94 ac	1,12 ac	1,12 ac	1,29 a	1,29 a
	0,90	1,12 - 1,19 -	1,36 -	1,36 -	1,51 a	1,51 a
	1,00	1,29 - 1,44 -	1,60 -	1,60 -	1,75 a	1,75 a
	1,20	1,29 - 1,51 -	1,74 -	1,74 -	1,96 a	1,96 a
1,50	1,29 - 1,62 -	1,94 -	1,94 -	2,27 a	- -	
$N_{R,II,k} =$	1,01	1,78	2,31	2,84	2,84	2,84

Pull-through resistance of component I according to EN 1999-1-4, chapter 8.3.3.1 or specifications of the manufacturer of the aluminium structural sheeting.

Component II of steel S320GD or S350GD: the indicated values of the pull-out resistance $N_{R,II,k}$ can be increased by 8,0%.

Self-drilling screw

JT3-2H Plus 5,5xL JT6-2H Plus 5,5xL
 JT3-FR-2H Plus 5,5xL JT6-FR-2H Plus 5,5xL
 With hexagon head or FR-head and seal washer $\geq \varnothing 11,0 \text{ mm}$

Annex 42

Self-drilling screws JF3/JT3

A2 stainless steel with hardened steel point / steel drill point



Page 56 of European technical approval
ETA-10/0200 of 27 June 2013

English translation prepared by DIBt

Deutsches
Institut
für
Bautechnik

DIBt

Materials

Fastener: stainless steel (1.4301 / 1.4567) – EN 10088
stainless steel (1.4401 / 1.4578) – EN 10088

Washer: stainless steel (1.4301) – EN 10088
with vulcanised EPDM seal

Component I: aluminium alloy
with $R_{m,min} = 215 \text{ N/mm}^2$ – EN 573

Component II: S235 – EN 10025-1
S280GD, S320GD – EN 10346

Drilling capacity $\Sigma t_i \leq 3,50 \text{ mm}$

Timber substructures
for timber substructures no performance determined

$t_{N,II} =$	0,40	0,50	0,63	0,75	0,88	1,00	1,25	1,50	2,00
$M_{knorm} =$	—								
$V_{R,k}$ for $t_{N,II} =$	0,40	0,46	0,46	0,46	0,53	0,61	0,69	0,69	0,69
	0,50	0,46	0,55	0,55	0,60	0,70	0,79	0,89	0,99
	0,60	0,46	0,55	0,64	0,69	0,78	0,86	1,08	1,29
	0,70	0,46	0,55	0,64	0,73	0,83	0,93	1,26	1,59
	0,80	0,46	0,55	0,64	0,73	0,87	1,00	1,38	1,75
	0,90	0,46	0,55	0,64	0,73	0,96	1,18	1,55	1,91
	1,00	0,46	0,55	0,64	0,73	0,96	1,18	1,71	2,23
	1,20	0,46	0,55	0,64	0,73	0,96	1,18	1,95	2,71
	1,50	0,46	0,55	0,64	0,73	0,96	1,18	1,95	2,71
$N_{R,II,k} =$	0,30	0,41	0,56	0,73	1,06	1,40	1,99	2,59	2,59

Pull-through resistance of component I according to EN 1999-1-4, chapter 8.3.3.1 or specifications of the manufacturer of the aluminium structural sheeting.

Component II of steel S320GD or S350GD: the indicated values of the pull-out resistance $N_{R,II,k}$ can be increased by 8,0%.

Self-drilling screw	Annex 43
JT3-2H Plus 5,5xL JT6-2H Plus 5,5xL JT3-FR-2H Plus 5,5xL JT6-FR-2H Plus 5,5xL	
With hexagon head or FR-head and seal washer $\geq \varnothing 11,0 \text{ mm}$	

Self-drilling screws JF3/JT3

A2 stainless steel with hardened steel point / steel drill point



Page 57 of European technical approval
ETA-10/0200 of 27 June 2013

English translation prepared by DIBt

Deutsches
Institut
für
Bautechnik

DIBt

Materials

Fastener: stainless steel (1.4301 / 1.4567) – EN 10088
stainless steel (1.4401 / 1.4578) – EN 10088

Washer: stainless steel (1.4301) – EN 10088
with vulcanised EPDM seal

Component I: aluminium alloy
with $R_{m,min} = 215 \text{ N/mm}^2$ – EN 573

Component II: S235 – EN 10025-1
S280GD, S320GD – EN 10346

Drilling capacity $\Sigma t_i \leq 3,50 \text{ mm}$

Timber substructures
for timber substructures no performance determined

$t_{N,II} =$	2x0,63	2x0,75	2x0,88	2x1,00	2x1,13	2x1,25
$M_{t,II} =$	—					
$V_{R,k}$ for $t_{N,II} =$	0,40	0,77 - 0,97 ac	0,77 ac	0,99 ac	1,00 ac	1,00 ac
	0,50	1,05 - 1,06 ac	1,15 ac	1,23 ac	1,23 ac	1,23 a
	0,60	1,14 - 1,14 ac	1,30 ac	1,46 ac	1,46 a	1,46 a
	0,70	1,23 - 1,23 ac	1,46 ac	1,68 a	1,68 a	1,68 a
	0,80	1,46 - 1,56 -	1,77 -	1,98 a	1,98 a	1,98 a
	0,90	1,68 - 1,88 -	2,08 -	2,28 a	2,28 a	2,28 a
	1,00	1,68 - 1,97 -	2,26 -	2,55 a	2,55 a	-
	1,20	1,68 - 2,11 -	2,53 -	2,96 a	-	-
	1,50					
$N_{R,II,k} =$	1,01	1,78	2,31	2,84	2,84	2,84

Pull-through resistance of component I according to EN 1999-1-4, chapter 8.3.3.1 or specifications of the manufacturer of the aluminium structural sheeting.

Component II of steel S320GD or S350GD: the indicated values of the pull-out resistance $N_{R,II,k}$ can be increased by 8,0%.

Self-drilling screw

JT3-2H Plus 5,5xL JT6-2H Plus 5,5xL
JT3-FR-2H Plus 5,5xL JT6-FR-2H Plus 5,5xL

With hexagon head or FR-head and seal washer $\geq \text{Ø} 11,0 \text{ mm}$

Annex 44