EJOT®

Anchoring Technology

Anchoring technology

Special products for mechanical and chemical anchoring into concrete and masonry

EJOT. Bringing it together.

EJOT®

Better performance, more possibilities

The EJOT JC6 stainless steel concrete screw

Content

Through bolts
Steel
BA-V Plus / BA-V Plus DIN 9021 16
BA-V 24
BA-C NC 27
Steel, hot dip galvanized
BA-F Plus / BA-F Plus DIN 9021 18
BA-F 25
Stainless steel A4 / HCR
BA-E Plus / BA-E Plus DIN 9021 20
BA-E Plus HCR 23
BA-E 26

Concrete screws
A4 stainless steel
JC6-KB A4 32
JC6-ST A4 34
JC6-FR A4 36
JC6-IT A4 38
Zinc alloy coated carbon steel
JC2-KB Plus ZA 42
JC2-ST Plus ZA 44
JC2-FR Plus ZA 46
JC2-FR Plus (FL) ZA 47
JC2-IT Plus ZA 48
Steel
JC2-KB Plus 52
JC2-ST Plus 54
JC2-FR Plus 56
JC2-FR Plus (FL) 57
JC2-IT Plus 58
JC2-ET Plus 59
CG Checking gauge 60
Filling washer set VFS 61

LIEBIG® safety bolts
Steel
S 66
B 68
SK 70

LIEBIG® Anchor™
A4 stainless steel
AB 71
AS 72

LIEBIG® SUPERPLUS Self-undercutting anchors
Steel
BLS 76
BLS-P 78
ILS 81
A4 stainless steel
BLS A4 77
SLS A4 79
SKLS A4 80

LIEBIG® SUPERPLUS Lightning protection anchors
A4 stainless steel
BLS M8-14 A4 82

LIEBIG® SUPERPLUS Step iron anchors
A4 stainless steel
BLS M8-14 SD A4 83
BLS M8-14 SA A4 83

LIEBIG® ULTRAPLUS
Heavy carbon steel zinc plated
ULTRAPLUS ZP 85
A4 stainless steel
ULTRAPLUS A4 86

Chemical anchors
Injection system
Mortar cartridge SE1000 Seismic 92
Mortar cartridge HSF Seismic 94
Mortar cartridge SE500 96
Mortar cartridge USF 98
Mortar cartridge USF Winter 100
Mortar cartridge USF Tropical 102
Mortar cartridge PSF+ 104
Mixing nozzle USF 99
Mixer extension 500 ml 99
Anchor rods (steel)
AST M10xL V 106
Anchor rods (A4 stainless steel)
AST M10xL E 106
Threaded rods (A4 stainless steel)
Threaded rods, Nud, Washer 107
Mesh sleeves (plastics)
Mesh sleeve USF 16xL 108

Nylon anchors
Plastics/steel
SDF-S-8VxL-V 112
SDF-KB-8VxL-V 113
SDF-S-10VxL-V 114
SDF-KB-10VxL-V 116
SDF-S-10HxL-V 118
SDF-KB-10HxL-V 120
SDF-S-14AxL-V 122
SDF-KB-14AxL-V 124
SDP-S-10GxL-V 125
SDP-KB-10GxL-V 126
Plastics/A4 stainless steel
SDF-KB-10VxL-E 116
SDF-S-10HxL-E 118
SDF-KB-10HxL-E 200
SDP-S-10GxL-E 125
SDP-KB-10GxL-E 126

Double expansion wall anchors
Plastics/A4 stainless steel
VSD-2G-8UxL-E 127

Nail anchors
Plastics/steel
ND-K 128
ND-S 129

KERI anchor
Steel
Keri Anchor 131

Drop-in anchors
Steel
JS+ / JSR+ 133
J+ 134
JE+ 135

Ceiling nails
Steel
E-CN+ 6xL 136

Machinery
Cordless screwdrivers
ASCM 18-4 QSW AS 138
ASCM 18-4 QM AS 139
Cordless impact screwdrivers
ASCD 18-300 W2 AS 140
Cordless hammer drills
ABH 18-26 AS 141
Battery packs and chargers
For ASCM 18-4 QM AS
For ASCD 18-300 W2 AS
For ABH 18-26 AS
Battery Starter Set 18V / 6.0 Ah 142
Rapid charger ALG 80 142
Battery pack 18V / 6.0 Ah 142
Accessories
For ASCM 18 QM AS
Bit holder 150
Socket adapter 150

Tools
Universal drill SDS plus®
Universal drill SDS-plus 143
Hammer drill SDS plus® 144
Hammer drill SDS max 145
Bits
Hexalobular TX 146
Bit cross recess 146
Socket wrench insert
Hexagon clamping socket 147
Socket wrenches
Hexagon socket wrench 148
Torque wrenches
1/2" 10-50 Nm 149
1/2" 60-300 Nm 150
Bit holders
BT-1/4"-1/4"xL 151
Installation tools
Tool for through bolts 152
Tool 2.0 for drop-in anchors 152
Manual setting tool 2.0 for drop-in anchor for J+, JS+, JE+, JSR+ 153
Applicator guns
AP 420 ml 154
AP 585 ml 154
Side by Side AP 345 ml 155
Anti-dust drill bits
Duster Expert SDS-plus 157
Other
Cleaning brushes 156
Cleaning brushes RBT metal 156
Blow-out pumps 155
Corrosion protection spray 158
Tool belt 158

EJOT
SE1000
SEISMIC

Metal and chemical anchors

Special products for mechanical and chemical anchoring installation

The field of anchoring technology is characterised in particular by its versatility. From the temporary fastening of facade scaffolding and cladding to the anchoring of structural elements such as railings, steel stairs, facade elements, awnings, supports, beams, brackets, grids, etc., to the assembly of heavy machinery and cranes or building equipment such as cable racks and routes, ventilation systems, pipelines or sprinkler systems - everything is possible with the right anchoring element.

The comprehensive EJOT product range offers the right solution for every challenge. The high quality of the products ensures safety and high load-bearing capacity values - a factor that needs a lot of attention, especially in the area of anchoring.

The large EJOT product range includes solutions for a wide variety of substrates – whether uncracked and cracked concrete, solid, perforated or natural stone, aerated concrete, expanded clay lightweight concrete, building panels, wood and steel. The broad portfolio includes various types of anchors and screws, as well as chemical and thus expansion-free products for heavy-duty fastening in concrete and masonry. We have the right solution for all of your anchoring problems - so that your projects are sure to be a success!

Base materials

The most common materials within the construction industry are the following:

Concrete
The most frequently occurring construction material. Concrete is primarily used in industrial buildings because of its high durability. For house construction, concrete is used in foundations, supporting structures, shafts and stairways. All expanding fasteners, undercutting anchors and also chemical anchors are suitable for use in concrete. The restrictions for use are spacing and edge distance.

Solid brick
A very common building material. Brick is usually used for small house construction. In industrial construction, brick is mostly used for internal walls and faced brickwork. All expanding fasteners and undercutting anchors are suitable for use in brick. The restrictions are spacing, edge distance and the size of the fastener.

Perforated brick
A very common building material. Perforated brick is usually used as masonry on internal walls and facades and in constructions where thermal insulation of some type is required. Suitable fixings for perforated brick are nylon plugs with long expansion zones, concrete screws as well as chemical anchors with a perforated sleeve or net stocking. The restrictions are the same as for solid brick.

Natural stone
Used in construction work as a facade material and floor material. Most expanding fasteners and chemical anchors can be used in natural stone. The restrictions for use are spacing and edge distance. Natural stone cracks easily because of its inelasticity and brittleness.

Aerated concrete
Is a light material and therefore relatively common in different types of buildings. Autoclaved aerated concrete is primarily used in partition walls and intermediate walls but can also be used for load-bearing constructions. Aerated concrete screws, aerated concrete anchors, nylon anchors and chemical anchors are suitable for use in this material.

Light expanded clay aggregate
Is a common material for the construction of small houses. Light expanded clay aggregate, LECA, is usually used in basements and support walls. Suitable fixings in this material are nylon plugs with long expansion zones. Chemical anchors can also be used with the restriction that the hole must be drilled according to the special instructions.

Construction panels
Thin wall construction panels are very common and often used as cladding.
The boards can be plaster or plaster fibre panels, wood fibre panels, veneer panels, plywood panels or different types of decorative interior panels. The durability and characteristics of the panels vary greatly. The durability of the panel and the fixing's mounting points are also affected by the wood or steel constructions, such as joists, that lie behind them.



Wood and steel
Wood and steel are common materials in joists, rafters, framing, floors, decking and other interior details. Requirements for strength and durability mean that the choice of fastener is important from both an environmental and safety perspective.



Concrete

Popular building material with positive Characteristics

Concrete is used amongst others for building bridges, ceilings and floors, factory buildings, prefabricated elements, cellars, foundations and staircases. Concrete is extremely robust and durable. Additionally, a high raw density ensures a very good sound insulation.

Concrete can be used in a variety of applications. In order to mount components reliably and durably to concrete substrates, the choice of the adequate fastening material is just as decisive as the knowledge about the Characteristics of the substrate.

Types of concrete

Cracked and uncracked concrete

A concrete slab resting on support pillars creates micro cracks from the tensile stresses caused by its own weight and loads. In order to take up these tensile stresses, the slab must be reinforced so that the durability of the construction is not compromised. Embedments in cracked concrete must be made with fasteners approved for use in cracked concrete.

The existing micro cracks limit the load-carrying capacity of the fixing. Therefore, the loading values given in the product information must be considered. If the fastener is suitable for cracked concrete, this is always stated in the product information.

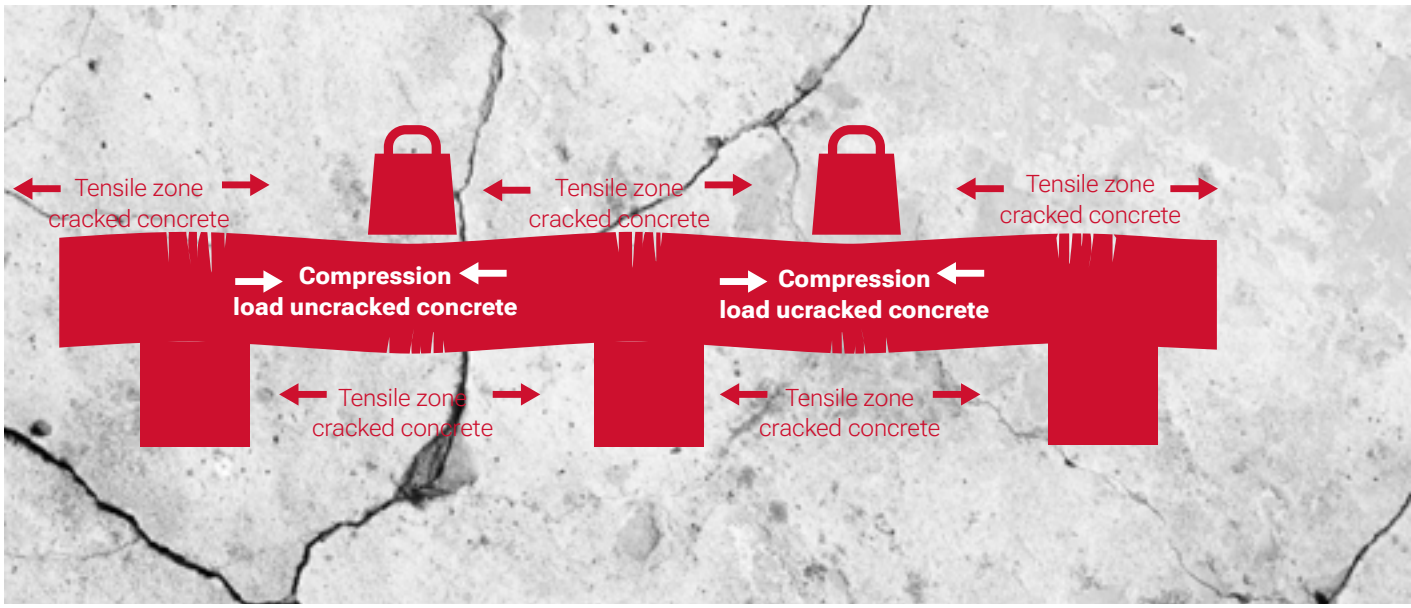

Installation into concrete and masonry

The fields of application for metal and chemical anchoring technology are versatile, and the respective requirements for the fastening solutions are just as different. The broad product portfolio includes solutions for mechanical installation in uncracked and cracked concrete as well as chemical and thus expansion pressure-free products for heavy-duty fastening in concrete and masonry.

Through bolts
EJOT through bolts are the economic solution for the installation of metal and wooden constructions into concrete (facade, ceiling and floor). They meet high requirements for load-bearing capacity and safety. The broad range of applications and the scope of dimensions make these through bolts a cost-effective all-rounder.

LIEBIG® heavy-duty anchors
The long-established brand for heavy assembly technology is part of the EJOT Group which caters for selected market segments of the building industry with special fastening and anchoring products. Every LIEBIG product has its special field of application. For higher demands, the LIEBIG® Superplus and the LIEBIG® Safety Anchor are used.

Concrete screws
The concrete screws can be installed quickly and easily. Neither additional tools nor additional work step are required. They can take high loads even with small spacings and edge distances. They are removable and thus well suited for temporary fastenings.

Chemical anchors
EJOT injection mortar Multifix series are is the ideal solution for the embedment of anchor rods in indoor and outdoor areas. Especially when high demands are placed on load-bearing capacity and safety. EJOT injection mortar allows small spacings and edge distances. Also available as Multifix USF Winter for low outdoor temperatures.



Plastic anchors
Plastic anchors are equally suitable for anchoring in concrete and masonry. Screw anchors are particularly popular in the area of rainscreen facades. Classically used for multiple fastening, EJOT SDF plastic anchors with diameter 10 mm are also approved for single fastening in concrete.

Functional principles of mechanical and chemical anchoring

Through bolts
Simple expansion
Friction locking

Drop-in anchors
Simple expansion
Friction locking



Safety bolts
Cylindrical expansion Friction locking

SUPERPLUS
Self-undercut
Form fit



Concrete screws
Undercut
Form fit

Anchor rods
Injection mortar
Adhesive bond

Anchor rods
Injection mortar + adhesive bond
Adhesive bond



Plastic anchors
Radial expansion
Friction locking



Plastic anchors
Radial expansion
Friction locking



Plastic anchors
Radial expansion
Friction locking

EJOT ANCHOR FIX®

Anchor dimensioning made easy

With the brand ANCHOR FIX®, the free dimensioning software for anchoring, EJOT is offering a very helpful tool for the static dimensioning of anchoring in your projects. Specially developed for structural engineers, specifiers, engineers and technicians, the software can also be used as a handy guide in the pre-planning phase.

With EJOT ANCHOR FIX®, the limits of the load-bearing capacity of EJOT anchoring products such as through bolts and concrete screws in concrete substrates can be determined. Another new feature is the possibility of dimensioning nylon and chemical anchors in concrete and masonry.

In addition, with the new software version, a design for fire and seismic load cases is possible. ANCHOR FIX® still allows you to directly input data from site extraction tests and their evaluation in accordance with regulations.

The targeted selection of the calculation methods for single vs. multiple fastening of various products offers the user application safety. Also with planning reliability on the part of the user is achieved by the output of individual quantity requirements for chemical anchors and this also with variable installation depths.

All additional documents such as approvals and product data sheets can be easily accessed, directly via the software.

That´s new:

> Geometry Editor: Allows user defined base plate and anchor positions
> Annular gap filling: Required to transfer actions on base plates with more than 4 anchors (with an edge distance)
> New Multifix HSF hybrid resin
> Uprated data and ETAs

Try it out – for free...

EJOT ANCHOR FIX® can be downloaded here:
www.ejot.com/software-anchorfix

Through bolts

The through bolt offers a variety of possible uses, both for the indoor and outdoor area. There is a wide range of available dimensions and materials available. High requirements with regard to the load-carrying capacity and safety of the fastening are met.

Through bolt BA Plus

These are the features



Through bolts product overview

	BA-V Plus / BA-V Plus DIN 9021	BA-F Plus / BA-F Plus DIN 9021	BA-E Plus / BA-E Plus DIN 9021	BA-E Plus HCR
Anchor				
Material	Carbon steel Zinc electroplated	Carbon steel Hot dip galvanized	Stainless steel A4	Stainless steel HCR 1.4529 / 1.4565
Application range	Dry indoor conditions, indoor with temporary condensation	Humid indoor use, outdoor inland rural areas only in not safety relevant applications	For indoor, outdoor, industrial use and maritime climate	HCR for extremely corrosive conditions, such as high chlorine concentrations (swimming halls) road tunnels and desulphurization plants
Base materials	Cracked concrete Uncracked concrete	Cracked concrete Uncracked concrete	Cracked concrete Uncracked concrete	Cracked concrete Uncracked concrete
Thread size*	M8, M10, M12, M16	M8, M10, M12, M16	M8, M10, M12, M16	M8, M10
Drive	SW13, SW17, SW19, SW24	SW13, SW17, SW19, SW24	SW13, SW17, SW19, SW24	SW13, SW17
Tools	Setting tool BA	Setting tool BA	Setting tool BA	Setting tool BA
Technical specifications			Rost frei STAINLESS STEEL	Rost frei STAINLESS STEEL
Approvals	ETA-16/0934, ETA-18/0219	ETA-16/0934, ETA-18/0219	ETA-16/0934, ETA-18/0219	ETA-16/0934

Note: Diameter M6 for multiple use for non-structural applications in concrete available on demand.

BA-V	BA-F	BA-E	BA-C NC
Galvanized zinc-plated steel	Carbon steel Hot dip galvanized	Stainless steel A4	Carbon steel Zinc electroplated
Dry indoor conditions, indoor with temporary condensation	Humid indoor use, outdoor inland rural areas only in not safety relevant applications	For indoor, outdoor, industrial use and maritime climate	Dry internal conditions
Cracked concrete Uncracked concrete	Cracked concrete Uncracked tconcrete	Cracked concrete Uncracked concrete	Uncracked concrete ≥ C20/25 "Option 7"
M8, M10, M12, M16	M8, M10, M12, M16	M8, M10, M12, M16	M8, M10, M12, M16
SW13 SW17 SW19 SW24	SW13 SW17 SW19 SW24	SW13 SW17 SW19 SW24	SW13 SW17 SW19 SW24
Setting tool BA	Setting tool BA	Setting tool BA	Setting tool BA
		EDELSTAHL 10 Rost frei STAINLESS STEEL	–
ETA-14/0219	ETA-14/0219	ETA-14/0219	ETA-20/0286

Through bolt BA-V Plus / BA-V Plus DIN 9021

Cross references	page
Cordless hammer drill ABH	141
Hammer drill SDS plus®	144
Installation tool through bolts	152
Torque wrench	149
Socket wrench	148
Cleaning brush	156
Blow-out pump	155

Installation process

Application range

> For embedment in cracked and uncracked concrete ≥ C20/25
> Dry internal conditions
> For embedment of medium-heavy to heavy fixings such as pillars, metal structures and wooden structures
> For pre-, push-through and distance installations
> Seismic approval category (C1 for M8, C2 for M8–M16)

Characteristics

> Zinc-plated steel
> Approval for concrete, option 1
> Fire resistance classes F30, F60, F90, F120

Notice

Characteristic values apply to the compression strength of C20/25 concrete. Design load of an anchor for centric tension in cracked concrete.

The load values in these tables are based on concrete C20/25, $f_{ck,cube}$ = 25 N/mm²; correct installation; no influence of centre and edge distances; observe the minimum thickness of the base material

Applications

Technical specifications

SW13 SW17 SW19 SW24

Certifications

ETA-16/0934 ETA-18/0219

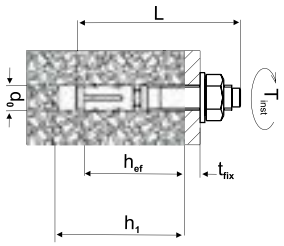

Anchor type	Effective embedment depth h_{ef} [mm]	Recommended load F_{rec} [kN]	Centre distance [mm]			Edge distance [mm]			Recommended bending moment M_{rec} [Nm]	Tightening torque T_{inst} [Nm]
			$s_{cr,N}$	S_{min}	C	$c_{cr,N}$	C_{min}	S		
BA-V Plus 8	35	2.4	106	55	75	53	40	140	14.3	15
	48	4.0	144	35	50	72	40	55	14.3	15
BA-V Plus 10	40	4.1	120	50	95	60	50	190	29.1	30
	60	5.7	180	40	60	90	50	100	29.1	30
BA-V Plus 12	50	5.8	150	55	110	75	60	215	51.4	60
	70	7.6	210	60	70	105	55	110	51.4	60
BA-V Plus 16	65	8.6	195	65	100	98	65	200	122.7	110
	85	11.4	254	65	95	127	65	150	122.7	110

Order description	d_0 [mm]	L [mm]	t_{fix} ≤ [mm]	h_1 ≥ [mm]	h_{ef} ≥ [mm]	SW [mm]	PU [pieces]	Price/100 [EUR]	Article number	EAN
BA-V-Plus-8/5/-	8	57	5	47	35	13	50		9650001308	4061245090719
BA-V-Plus-8/23/10	8	75	23/10	47/60	35/48	13	50		9650001310	4061245037004
BA-V-Plus-8/43/30	8	95	43/30	47/60	35/48	13	50		9650001312	4061245037011
BA-V-Plus-8/63/50	8	115	63/50	47/60	35/48	13	40		9650001314	4061245037028
BA-V-Plus-8/98/85	8	150	98/85	47/60	35/48	13	40		9650001316	4061245037035
BA-V-Plus-10/10/-	10	72	10	55	40	17	40		9650001323	4061245037042
BA-V-Plus-10/30/10	10	92	30/10	55/75	40/60	17	40		9650001325	4061245037059
BA-V-Plus-10/40/20	10	102	40/20	55/75	40/60	17	25		9650001326	4061245037066
BA-V-Plus-10/50/30	10	112	50/30	55/75	40/60	17	25		9650001327	4061245037073
BA-V-Plus-10/70/50	10	132	70/50	55/75	40/60	17	25		9650001329	4061245037080
BA-V-Plus-10/100/80	10	162	100/80	55/75	40/60	17	25		9650001331	4061245037097
BA-V-Plus-12/10/-	12	88	10	70	50	19	20		9650001338	4061245037103
BA-V-Plus-12/25/5	12	103	25/5	70/90	50/70	19	20		9650001340	4061245037110
BA-V-Plus-12/40/20	12	118	40/20	70/90	50/70	19	20		9650001342	4061245037127
BA-V-Plus-12/50/30	12	128	50/30	70/90	50/70	19	20		9650001343	4061245037134
BA-V-Plus-12/70/50	12	148	70/50	70/90	50/70	19	20		9650001345	4061245037141
BA-V-Plus-12/85/65	12	163	85/65	70/90	50/70	19	20		9650001346	4061245037158
BA-V-Plus-12/100/80	12	178	100/80	70/90	50/70	19	20		9650001347	4061245037165
BA-V-Plus-16/5/-	16	103	5	90	65	24	10		9650001355	4061245117409
BA-V-Plus-16/25/5	16	123	25/5	90/110	65/85	24	10		9650001357	4061245038919
BA-V-Plus-16/40/20	16	138	40/20	90/110	65/85	24	10		9650001359	4061245038902
BA-V-Plus-16/70/50	16	168	70/50	90/110	65/85	24	10		9650001362	4061245038926
BA-V-Plus-16/80/60	16	178	80/60	90/110	65/85	24	10		9650001363	4061245038933
Through bolt BA-V Plus, steel zinc-plated, DIN 9021										
BA-V Plus-8/10+DIN9021	8	75	23/10	47/60	35/48	13	50		9650001410	4061245066424
BA-V-Plus-8/30+DIN9021	8	95	43/30	47/60	35/48	13	50		9650001412	4061245066431
BA-V Plus-10/30/10+DIN9021	10	92	30/10	55/75	40/60	17	25		9650001425	4061245083803

Through bolt BA-F Plus / BA-F Plus DIN 9021

Cross references	page
Cordless hammer drill ABH	141
Hammer drill SDS plus®	144
Installation tool through bolts	152
Torque wrench	149
Socket wrench	148
Cleaning brush	156
Blow-out pump	155

Installation process

Application range

> For embedment in cracked and unracked concrete ≥ C20/25
> Dry internal conditions
> For embedment of medium-heavy to heavy fixings such as pillars, metal structures and wooden structures
> For pre-, push-through and distance installations

Characteristics

> Steel, hot dip galvanized
> Approval for concrete, option 1
> Fire resistance classes F30, F60, F90, F120
> For increased corrosion protection

Notice

Characteristic values apply to the compression strength of C20/25 concrete. Design load of an anchor for centric tension in cracked concrete.

The load values in these tables are based on concrete C20/25, $f_{ck,cube}$ = 25 N/mm²; correct installation; no influence of centre and edge distances; observe the minimum thickness of the base material

Applications

Technical specifications

SW13 SW17 SW19 SW24

Certifications

ETA-16/0934 ETA-18/0219

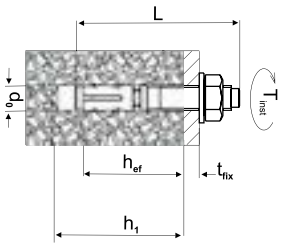

Anchor type	Effective embedment depth h_{ef} [mm]	Recommended load F_{rec} [kN]	Centre distance [mm]			Edge distance [mm]			Recommended bending moment M_{rec} [Nm]	Tightening torque T_{inst} [Nm]
			$s_{cr,N}$	s_{min}	c	$c_{cr,N}$	c_{min}	s		
BA-F Plus 8	35	2.4	106	55	75	53	40	140	14.3	15
	48	4.0	144	35	50	72	40	55	14.3	15
BA-F Plus 10	40	4.1	120	50	95	60	50	190	29.1	30
	60	5.7	180	40	60	90	50	100	29.1	30
BA-F Plus 12	50	5.8	150	55	110	75	60	215	51.4	60
	70	7.6	210	60	70	105	55	110	51.4	60
BA-F Plus 16	65	8.6	195	65	100	98	65	200	122.7	110
	85	11.4	254	65	95	127	65	150	122.7	110

Order description	d_0 [mm]	L [mm]	t_{fix} ≤ [mm]	h_1 ≥ [mm]	h_{ef} ≥ [mm]	SW [mm]	PU [pieces]	Price/100 [EUR]	Article number	EAN
BA-F-Plus-8/5/-	8	57	5	47	35	13	50		9650003308	4061245090726
BA-F-Plus-8/23/10	8	75	23/10	47/60	35/48	13	50		9650003310	4061245037172
BA-F-Plus-8/43/30	8	95	43/30	47/60	35/48	13	50		9650003312	4061245037189
BA-F-Plus-8/63/50	8	115	63/50	47/60	35/48	13	40		9650003314	4061245037196
BA-F-Plus-8/98/85	8	150	98/85	47/60	35/48	13	40		9650003316	4061245037202
BA-F-Plus-10/10/-	10	72	10	55	40	17	40		9650003323	4061245037219
BA-F-Plus-10/30/10	10	92	30/10	55/75	40/60	17	40		9650003325	4061245037226
BA-F-Plus-10/40/20	10	102	40/20	55/75	40/60	17	25		9650003326	4061245037233
BA-F-Plus-10/50/30	10	112	50/30	55/75	40/60	17	25		9650003327	4061245037240
BA-F-Plus-10/70/50	10	132	70/50	55/75	40/60	17	25		9650003329	4061245037257
BA-F-Plus-10/100/80	10	162	100/80	55/75	40/60	17	25		9650003331	4061245037264
BA-F-Plus-12/10/-	12	88	10	70	50	19	20		9650003338	4061245037271
BA-F-Plus-12/25/5	12	103	25/5	70/90	50/70	19	20		9650003340	4061245037288
BA-F-Plus-12/40/20	12	118	40/20	70/90	50/70	19	20		9650003342	4061245037295
BA-F-Plus-12/50/30	12	128	50/30	70/90	50/70	19	20		9650003343	4061245037301
BA-F-Plus-12/70/50	12	148	70/50	70/90	50/70	19	20		9650003345	4061245037318
BA-F-Plus-12/85/65	12	163	85/65	70/90	50/70	19	20		9650003346	4061245037325
BA-F-Plus-12/100/80	12	178	100/80	70/90	50/70	19	20		9650003347	4061245037332
BA-F-Plus-16/25/5	16	123	25/5	90/110	65/85	24	10		9650003357	4061245038957
BA-F-Plus-16/40/20	16	138	40/20	90/110	65/85	24	10		9650003359	4061245038940
BA-F-Plus-16/70/50	16	168	70/50	90/110	65/85	24	10		9650003362	4061245038964
BA-F-Plus-16/80/60	16	178	80/60	90/110	65/85	24	10		9650003363	4061245038971
Through bolt BA-F Plus, hot dip galvanised, DIN 9021										
BA-F-Plus-8/23/10+DIN9021	8	75	23/10	47/60	35/48	13	50		9650003410	4061245097701

Through bolt BA-E Plus / BA-E Plus DIN 9021

Application range

- For embedment in cracked and uncracked concrete ≥ C20/25
- Dry internal conditions
- Wet areas
- Outdoors, including in industrial atmospheres and coastal environments
- For embedment of medium-heavy to heavy fixings such as pillars, metal structures and wooden structures
- For pre-, push-through and distance installations
- Seismic approval category (C1 for M8, C2 for M8–M16)

Characteristics

- A4 stainless steel
- Approval for concrete, option 1
- Fire resistance classes F30, F60, F90, F120

Notice

Characteristic values apply to the compression strength of C20/25 concrete. Design load of an anchor for centric tension in cracked concrete.

The load values in these tables are based on concrete C20/25, $f_{ck,cube}$ = 25 N/mm²; correct installation; no influence of centre and edge distances; observe the minimum thickness of the base material.

Applications

Technical specifications

SW13 SW17 SW19 SW24

Certifications

ETA-16/0934 ETA-18/0219

Cross references	page
Cordless hammer drill ABH	141
Hammer drill SDS plus®	144
Installation tool through bolts	152
Torque wrench	149
Socket wrench	148
Cleaning brush	156
Blow-out pump	155

Installation process

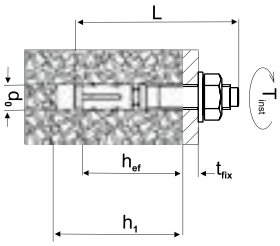

Anchor type	Effective embedment depth h_{ef} [mm]	Recommended load F_{rec} [kN]	Centre distance [mm]			Edge distance [mm]			Recommended bending moment M_{rec} [Nm]	Tightening torque T_{inst} [Nm]
			$s_{cr,N}$	s_{min}	c	$c_{cr,N}$	c_{min}	s		
BA-E Plus 8	35	2.4	106	55	75	53	40	140	14.3	15
	48	4.0	144	35	50	72	40	55	14.3	15
BA-E Plus 10	40	4.1	120	50	95	60	50	190	29.1	45
	60	5.7	180	40	60	90	50	100	29.1	45
BA-E Plus 12	50	5.8	150	55	110	75	60	215	51.4	60
	70	7.6	210	60	70	105	55	110	51.4	60
BA-E Plus 16	65	8.6	195	65	100	98	65	200	122.7	110
	85	11.4	254	65	95	127	65	150	122.7	110

Order description	d_0 [mm]	L [mm]	t_{fix} ≤ [mm]	h_1 ≥ [mm]	h_{ef} ≥ [mm]	SW [mm]	PU [pieces]	Price/100 [EUR]	Article number	EAN
BA-E-Plus-8/5/-	8	57	5	47	35	13	50		9650005308	4061245090733
BA-E-Plus-8/23/10	8	75	23/10	47/60	35/48	13	50		9650005310	4061245037349
BA-E-Plus-8/43/30	8	95	43/30	47/60	35/48	13	50		9650005312	4061245037356
BA-E-Plus-8/63/50	8	115	63/50	47/60	35/48	13	40		9650005314	4061245037363
BA-E-Plus-8/98/85	8	150	98/85	47/60	35/48	13	40		9650005316	4061245037370
BA-E-Plus-10/10/-	10	72	10	55	40	17	40		9650005323	4061245037387
BA-E-Plus-10/30/10	10	92	30/10	55/75	40/60	17	40		9650005325	4061245037394
BA-E-Plus-10/40/20	10	102	40/20	55/75	40/60	17	25		9650005326	4061245037400
BA-E-Plus-10/50/30	10	112	50/30	55/75	40/60	17	25		9650005327	4061245037417
BA-E-Plus-10/70/50	10	132	70/50	55/75	40/60	17	25		9650005329	4061245037424
BA-E-Plus-10/100/80	10	162	100/80	55/75	40/60	17	25		9650005331	4061245037431
BA-E-Plus-12/10/-	12	88	10	70	50	19	20		9650005338	4061245037448
BA-E-Plus-12/25/5	12	103	25/5	70/90	50/70	19	20		9650005340	4061245037455
BA-E-Plus-12/40/20	12	118	40/20	70/90	50/70	19	20		9650005342	4061245037462
BA-E-Plus-12/50/30	12	128	50/30	70/90	50/70	19	20		9650005343	4061245037479
BA-E-Plus-12/70/50	12	148	70/50	70/90	50/70	19	20		9650005345	4061245037486
BA-E-Plus-12/85/65	12	163	85/65	70/90	50/70	19	20		9650005346	4061245037493
BA-E-Plus-12/100/80	12	178	100/80	70/90	50/70	19	20		9650005347	4061245037509
BA-E-Plus-16/25/5	16	123	25/5	90110	65/85	24	10		9650005357	4061245038995
BA-E-Plus-16/40/20	16	138	40/20	90/110	65/85	24	10		9650005359	4061245038988
BA-E-Plus-16/70/50	16	178	70/50	90/110	65/85	24	10		9650005362	4061245039008
BA-E-Plus-16/80/50	16	168	70/50	90/110	65/85	24	10		9650005363	4061245039015
Through bolt BA-E Plus, A4 stainless steel, DIN 9021										
BA-E Plus-8/5/-+DIN9021	8	57	5	47	35	13	50		9650005448	4061245122427
BA-E Plus-8/10+DIN9021	8	75	23/10	47/60	35/48	13	50		9650005410	4061245066127
BA-E Plus-8/30+DIN9021	8	95	43/30	47/60	35/48	13	50		9650005412	4061245066400
BA-E Plus-8/50+DIN9021	8	115	63/50	47/60	35/48	13	40		9650005414	4061245066417
BA-E Plus-10/10/- +DIN9021	10	92	30/10	55/75	40/60	17	25		9650005423	4061245066134
BA-E Plus-10/50/30+DIN9021	10	112	50/30	55/75	40/60	17	25		9650005427	4061245075310
BA-E Plus-12/85/65+DIN9021	12	163	85/65	70/90	50/70	19	10		9650005446	4061245109886
BA-E Plus-12/100/80+DIN9021	12	178	100/80	70/90	50/70	19	10		9650005447	4061245109893

BA-E PLUS HCR Through bolt

Strong bolt for tough conditions

The **BA-E PLUS HCR** is a torque controlled expansion anchor for through installation which is made of an exceptional steel alloy designated 1.4529 according to EN 10027-2. It provides considerably higher corrosion protection than the standard A4 stainless steels. Due to its extremely high corrosion resistance, it is most suitable for applications subject to particularly aggressive conditions.

Those can be:

> Permanent or alternating immersion in seawater
> Splash zone of seawater
> Chloride atmosphere of indoor swimming pools
> Atmosphere with chemical pollution as e.g. in desulphurization plants, road tunnels and many more

Through bolt BA-E Plus HCR

Application range

- For embedment in cracked and uncracked concrete ≥ C20/25
- For use in chlorinated atmospheres such as e.g. indoor swimming pools
- For extreme corrosion conditions such as e.g. permament alternating immersion in seawater or the splash zone of seawater, chloride atmosphere of indoor swimming pools or atmosphere with extreme chemical pollution (e.g. desulphurization plants or road tunnels where de-icing materials are used.)
- Outdoors, including in industrial atmospheres and coastal environments
- Wet areas
- Dry internal conditions
- For anchoring medium to heavy-duty fixings such as columns, metal structures and timber constructions
- For pre-, push-through and distance installations
- Seismic approval category (C1 for M8, C2 for M8–M16)

Characteristics

- HCR stainless steel 1.4529
- Approval for concrete, option 1
- Fire resistance classes F30, F60, F90, F120

Notice

Characteristic values apply to the compression strength of C20/25 concrete. Recommended loads of an anchor for centric tension in cracked concrete.

The use of normal stainless steels in aggressive environments can compromise the safety of the structures concerned and cause risk to human life and lead to significant economic consequences

Applications

Technical specifications

SW13 SW17

Certifications

ETA-16/0934 ETA-18/0219

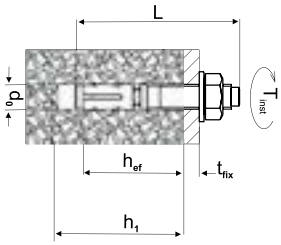

Cross references	page
Cordless hammer drill ABH	141
Hammer drill SDS plus®	144
Installation tool through bolts	152
Torque wrench	149
Socket wrench	148
Cleaning brush	156
Blow-out pump	155

Installation process

Anchor type	Effective embedment depth h_{ef} [mm]	Recommended load F_{rec} [kN]	Spacing [mm]			Edge distance [mm]			Recommended bending moment M_{rec} [Nm]	Tightening torque T_{inst} [Nm]
			$s_{cr,N}$	s_{min}	c	$c_{cr,N}$	c_{min}	s		
BA-E Plus HCR 8	35	2.4	106	55	75	53	40	140	14.3	20
	48	4.0	144	35	50	72	40	55	14.3	20
BA-E Plus HCR 10	40	4.1	120	50	95	60	50	190	29.1	45
	60	5.7	180	40	60	90	50	100	29.1	45

Order description	d_0 [mm]	L [mm]	t_{fix} ≤ [mm]	h_1 ≥ [mm]	h_{ef} ≥ [mm]	SW [mm]	PU [pieces]	Price/100 [EUR]	Article number	EAN
BA-E-Plus-HCR-8/5/-	8	57	5	47	35	13	50		9650006308	4061245114545
BA-E-Plus-HCR-8/23/10	8	75	23/10	47/60	35/48	13	50		9650006310	4061245080802
BA-E-Plus-HCR-10/10/-	10	72	10	55	40	17	40		9650006323	4061245077802
BA-E-Plus-HCR-10/30/10	10	92	30/10	55/75	40/60	17	40		9650006325	4061245114552
BA-E-Plus-HCR-10/50/30	10	112	50/30	55/75	40/60	17	40		9650006327	4061245043500

Further lengths upon request

Through bolt BA-V

Application range

> For embedment in cracked and uncracked concrete ≥ C20/25
> Dry internal conditions

Characteristics

> Galvanized zinc-plated steel
> Approval for concrete, option 1
> Fire resistance classes F30, F60, F90, F120

Notice

Characteristic values apply to the compression strength of C20/25 concrete. Design load of an anchor for centric tension in cracked concrete.

Applications

Technical specifications

SW10 SW30

Certifications

ETA19/0720

Cross references	page
Cordless hammer drill ABH	141
Hammer drill SDS plus®	144
Installation tool through bolts	152
Torque wrench	149
Socket wrench	148
Cleaning brush	156
Blow-out pump	155

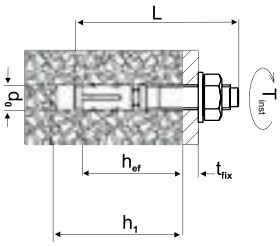

Installation process

Anchor type	Effective embedment depth h_{ef} [mm]	Recommended load F_{rec} [kN]	Spacing [mm]			Edge distance [mm]			Recommended bending moment M_{rec} [Nm]	Tightening torque T_{inst} [Nm]
			$s_{cr,N}$	S_{min}	C	$c_{cr,N}$	C_{min}	S		
BA-V 6	25	1.0	75	50	50	37.5	50	50	4.0	5
	35	1.7	105	40	40	52.5	40	40	4.0	8
BA-V 20	110	19.8*	400	400	300	300	300	400	146.7	240

*Uncracked concrete only

Order description	d_0 [mm]	L [mm]	t_{fix} ≤ [mm]	h_1 ≥ [mm]	h_{ef} ≥ [mm]	SW [mm]	PU [pieces]	Price/100 [EUR]	Article number	EAN
BA-V 6x40	6	40	2	35	25	10	150		9650000100	4061245005454
BA-V 6/15	6	65	15	50	35	10	100		9650000102	4061245005447
BA-V 6/50	6	100	50	50	35	10	100		9650000104	4061245005430
BA-V 20/20*	20	170	20	135	110	30	5		9650000180	4061245005362
BA-V 20/70*	20	220	70	135	110	30	5		9650000182	4061245005355
BA-V 20/130*	20	280	130	135	110	30	5		9650000184	4061245005348

*Not part of the ETA

Through bolt BA-F

Cross references	page
Cordless hammer drill ABH	141
Hammer drill SDS plus®	144
Installation tool through bolts	152
Torque wrench	149
Socket wrench	148
Cleaning brush	156
Blow-out pump	155

Installation process

Application range

> For embedment in cracked and uncracked concrete ≥ C20/25
> Dry internal conditions
> For embedment of medium heavy to heavy fixings

Characteristics

> Steel, hot dip zinc-plated
> Fire resistance classes F30, F60, F90, F120
> For increased corrossion protection

Notice

Characteristic values apply to the compression strength of C20/25 concrete. Design load of an anchor for centric tension in cracked concrete.

Applications

Technical specifications

SW10

Certifications

ETA19/0720

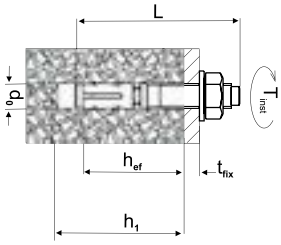

Anchor type	Effective embedment depth h_{ef} [mm]	Recommended load F_{rec} [kN]	Spacing [mm]			Edge distance [mm]			Recommended bending moment M_{rec} [Nm]	Tightening torque T_{inst} [Nm]
			$s_{cr,N}$	S_{min}	C	$c_{cr,N}$	C_{min}	S		
BA-F 6	25	1.0	75	50	50	37.5	50	50	4.0	5
	35	1.7	105	40	40	52.5	40	40	4.0	8

Order description	d_0 [mm]	L [mm]	t_{fix} ≤ [mm]	h_1 ≥ [mm]	h_{ef} ≥ [mm]	SW [mm]	PU [pieces]	Price/100 [EUR]	Article number	EAN
BA-F 6x40	6	40	2	35	25	10	150		9650002100	4061245005140
BA-F 6/15	6	65	15	50	25	10	100		9650002102	4061245005133
BA-F 6/50	6	100	50	50	25	10	100		9650002104	4061245005126
BA-F 20/20*	20	170	20	135	110	30	5		9650002180	4061245005072
BA-F 20/70*	20	200	70	135	110	30	5		9650002182	4061245005065
BA-F 20/130*	20	280	130	135	110	30	5		9650002184	4061245005058

*Not part of the ETA

Through bolt BA-E

Cross references	page
Cordless hammer drill ABH	141
Hammer drill SDS plus®	144
Installation tool through bolts	152
Torque wrench	149
Socket wrench	148
Cleaning brush	156
Blow-out pump	155

Application range

- For embedment in cracked and uncracked concrete ≥ C20/25
- Dry indoor areas
- Wet areas
- Outdoors, including in industrial atmospheres and coastal environments

Characteristics

- A4 stainless steel
- Fire resistance classes F30, F60, F90, F120

Notice

Characteristic values apply to the compression strength of C20/25 concrete. Design load of an anchor for centric tension in cracked concrete.

Applications

Technical specifications

SW10 SW30

Certifications

ETA19/0720

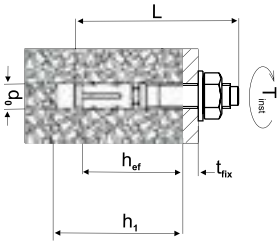

Installation process

Anchor type	Effective embedment depth h_{ef} [mm]	Recommended load F_{rec} [kN]	Spacing [mm]			Edge distance [mm]			Recommended bending moment M_{rec} [Nm]	Tightening torque T_{inst} [Nm]
			$s_{cr,N}$	s_{min}	c	$c_{cr,N}$	c_{min}	s		
BA-E 6	25	1.4	75	50	37.5	50	50	50	5.1	5
	35	2.4	105	40	52.5	40	40	40	5.1	8
BA-E 20	110	19.8	400	400	300	300	300	400	146.7	240

Order description	d_0 [mm]	L [mm]	t_{fix} ≤ [mm]	h_1 ≥ [mm]	h_{ef} ≥ [mm]	SW [mm]	PU [pieces]	Price/100 [EUR]	Article number	EAN
BA-E 6x40	6	40	2	35	25	10	150		9650004100	4061245004853
BA-E 6/15	6	65	15	50	35	10	100		9650004102	4061245004846
BA-E 20/20*	20	170	20	135	110	30	5		9650004180	4061245004815
BA-E 20/70*	20	220	70	135	110	30	5		9650004182	4061245004808

*Not part of the ETA

Through bolt BA-C NC

Cross references	page
Cordless hammer drill ABH	141
Hammer drill SDS plus®	144
Installation tool through bolts	153
Torque wrench	150
Socket wrench	149
Cleaning brush	157
Blow-out pump	158

Installation process

Application range

> For embedment in uncracked concrete ≥ C20/25
> Dry internal conditions
> For embedment of medium heavy to heavy fixings
> For front or in-place installation

Characteristics

> Zinc-plated steel
> Approved for uncracked concrete

Notice

The load values in these tables are based on concrete C20/25, $f_{ck,cube}$ = 25 N/mm²; correct installation; no influence of centre and edge distances; observe the minimum thickness of the base material.

Applications

Technical specifications

SW13 SW17 SW19 SW24

Certifications

ETA-20/0286

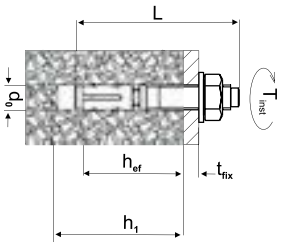

Anchor type	Size	Effective embedment depth h_{ef} [mm]	Edge distance [mm] C_{min}	Centre distance [mm] S_{min}	Recommended tensile loads N_{rec} [kN]	Recommended shear loads V_{rec} [kN]	Tightening torque T_{inst} [Nm]
BA-C 8 NC	M8	43	50	50	4.4	3.7	15
BA-C 10 NC	M10	50	90	100	6.2	6.2	30
BA-C 12 NC	M12	70	100	120	6.7	11.3	50
BA-C 16 NC	M16	85	125	140	10.5	16.2	90

Order description	d_0 [mm]	L [mm]	h_1≥ [mm]	h_{min}≥ [mm]	t_{fix}≤ [mm]	SW [mm]	PU [pieces]	Price/100 [EUR]	Article number	EAN
BA-C-8/10NC	8	75	63	100	10	13	75		9650007202	4061245066158
BA-C-8/30NC	8	95	63	100	30	13	50		9650007203	4061245066165
BA-C-8/50NC	8	115	63	100	50	13	50		9650007205	4061245066172
BA-C-10/10NC	10	85	69	120	10	17	50		9650007208	4061245066189
BA-C-10/20NC	10	95	69	120	20	17	50		9650007209	4061245066196
BA-C-10/30NC	10	105	69	120	30	17	40		9650007210	4061245066202
BA-C-10/50NC	10	125	69	120	50	17	30		9650007211	4061245066219
BA-C-12/10NC	12	110	92	150	10	19	30		9650007212	4061245066226
BA-C-12/20NC	12	120	92	150	20	19	30		9650007213	4061245066233
BA-C-12/30NC	12	130	92	150	30	19	25		9650007214	4061245066240
BA-C-12/50NC	12	150	92	150	50	19	25		9650007215	4061245066257
BA-C-16/10NC	16	135	109	160	10	24	10		9650007217	4061245066264
BA-C-16/20NC	16	145	109	160	20	24	15		9650007219	4061245066271
BA-C-16/50NC	16	175	109	160	50	24	15		9650007220	4061245066288

Concrete screws

EJOT offers a high-quality concrete screw range for direct fastening. EJOT concrete screws can be used in existing as well as new buildings and can also be easily installed into high-strength building materials.

Concrete screws in action

For a wide range of indoor and outdoor applications

Facade scaffolds

Facade brackets

Formworks

Industrial shelves

Safety elements

Wall consoles

Steel stairs

Cable trays

Railings

EJOT

Concrete screw JC6 A4

Acid-resistant concrete screws with ETA approval for aggressive environmental conditions



Hexagon head with flange

Completely removable

For indoor, outdoor, industrial use and maritime climate.

For push through installation

A4 stainless steel

Allows small edge and centre distances

Hardened carbon steel tip, zinc-electroplated

JC6 Concrete screws product overview

Head type	JC6-KB	JC6-FR	JC6-ST	JC6-IT
Material	A4 stainless steel			
Application range	Awnings, gates, shelving systems, cable traverses, handrails and railings, stadium seating, impact protection / ram protection, timber add-on components (e.g. joist hanger, angles, ...)			
Drive	SW13, SW15	TX30	TX30, TX45, TX50	SW13
Cracked concrete EAD-330232-01-0601	Ø 6 – 10 mm	Ø 6 mm	Ø 6 – 10 mm	Ø 6 mm
Cracked concrete EAD-330747-00-0601	Ø 6 mm	Ø 6 mm	Ø 6 mm	Ø 6 mm
Uncracked concrete	Ø 6 – 10 mm	Ø 6 mm	Ø 6 – 10 mm	Ø 6 mm
Certifications	ETA-17/1009, ETA-22/0413 Option 1			
Technical specifications	Rost frei STAINLESS STEEL			
Mode of action	Undercut			
Type of load	static			
Recommended tensile loads cracked concrete	1.2 – 4.3 kN	1.2 – 1.7 kN	1.2 – 4.3 kN	1.2 – 1.7 kN
Recommended tensile loads uncracked concrete	2.9 – 12.1 kN	2.9 – 4.5 kN	2.9 – 12.1 kN	2.9 – 4.5 kN
Recommended shear loads	6.8 – 14.0 kN	6.8 kN	6.8 – 14.0 kN	6.8 kN

Concrete screw JC6-KB A4

Cross references	page
Cordless impact screwdriver ASCD	140
Cordless hammer drill ABH	141
Hammer drill SDS plus®	144
Hexagon clamping socket SW13, SW15	147
Bit hexalobular TX30	146
Cleaning brush	156
Blow-out pump	155

Application range

- For embedment in cracked and uncracked concrete C20/25–C50/60
- Permanently humid interior
- Outdoor use including in industrial atmospheres and coastal environments
- Fastening of e.g.
  - Awnings
  - Gates
  - Shelving systems
  - Cable traverses
  - Handrails and railings
  - Stadium seating
  - Impact protection/ram protection
  - Timber add-on parts (e.g. beam shoes, brackets, etc.)
  - ...

Characteristics

- A4 stainless steel with hardened steel point
- Hexagon head with flange
- ETA-approved concrete screw for cracked and uncracked concrete C20/25–C50/60
- Self-tapping approved screw anchor for push-trough installation
- No tightening torque

Advantages

- Requires only a small drill hole
- No expansion therefore small edge and centre distances
- Completely removable

Notice

Characteristic values apply to the compression strength of C20/25 concrete. Design load of an anchor for centric tension in cracked concrete.

The load values in these tables are based on concrete C20/25, $f_{ck,cube}$ = 25 N/mm²; correct installation; no influence of centre and edge distances; observe the minimum thickness of the base material.

Technical specifications

SW13 SW15

Certifications

ETA-17/1009 ETA-22/0413 Option 1 EPD

Base materials

Approved for
- Cracked concrete
- Uncracked concrete

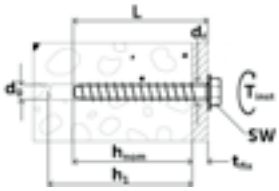

Parameters						Recommended loads uncracked concrete		Recommended loads cracked concrete	
Anchor type	d_f [mm]	Drive [mm]	d_o [mm]	h_{ef} [mm]	T_{inst} [Nm]	N_{Rec} [kN]	V_{Rec} [kN]	N_{Rec} [kN]	V_{Rec} [kN]
ETA-17/1009 – approval according to EAD-330747-00-0601 for multiple fastening of non-structural systems in concrete									
JC6-KB 6	7.7 – 9.0	SW13	6	31.9	max. 14	2.9	6.4	2.9	5.9
ETA-22/0413 – approval according to EAD 330232-01-0601 (option 1) for use in cracked and uncracked concrete									
JC6-KB 6	≤ 9	SW13	6	34.0/42.5	max. 14	2.9/4.5	6.8	1.2/1.7	6.8
JC6-KB 8	≤ 12	SW13	8	35.8/48.5	max. 40	4.0/7.9	11.6	1.4/4.0	10.2/11.6
JC6-KB 10	≤ 14	SW15	10	39.1/64.6	max. 75	5.2/12.1	14.0	1.2/4.3	13.2/14.0

Order description	L [mm]	d_o [mm]	t_{fix} [mm]	h_{nom} [mm]	h_1 [mm]	Head Ø [mm]	PU [pieces]	Article number	EAN
ETA-17/1009 – approval according to EAD-330747-00-0601 for multiple fastening of non-structural systems in concrete									
JC6-KB 6x50/5 SW13	50	6	5	45	55	16.5	100	9650071970	4061245105635
JC6-KB 6x60/15/5 SW13	60	6	15/5	45/55	55/65	16.5	100	9650071971	4061245105642
JC6-KB 6x70/25/15 SW13	70	6	25/15	45/55	55/65	16.5	100	9650071972	4061245105659
JC6-KB 6x80/35/25 SW13	80	6	35/25	45/55	55/65	16.5	100	9650071973	4061245105666
ETA-22/0413 – approval according to EAD 330232-01-0601 (option 1) for use in cracked and uncracked concrete									
JC6-KB 6x50/5 SW13	50	6	5	45	55	16.5	100	9650071970	4061245105635
JC6-KB 6x60/15/5 SW13	60	6	15/5	45/55	55/65	16.5	100	9650071971	4061245105642
JC6-KB 6x70/25/15 SW13	70	6	25/15	45/55	55/65	16.5	100	9650071972	4061245105659
JC6-KB 6x80/35/25 SW13	80	6	35/25	45/55	55/65	16.5	100	9650071973	4061245105666
JC6-KB 8x55/5 SW13	55	8	5	50	60	17.5	50	9650071978	4061245105864
JC6-KB 8x70/20/5 SW13	70	8	20/5	50/65	60/75	17.5	50	9650071974	4061245093802
JC6-KB 8x80/30/15 SW13	80	8	30/15	50/65	60/75	17.5	50	9650071975	4061245093819
JC6-KB 8x100/50/35 SW13	100	8	50/35	50/65	60/75	17.5	50	9650071976	4061245093826
JC6-KB 10x90/35/5 SW15	90	10	35/5	55/85	65/95	20.5	25	9650071933	4061245106342
JC6-KB 10x100/45/15 SW15	100	10	45/15	55/85	65/95	20.5	25	9650071934	4061245106359
JC6-KB 10x120/65/35 SW15	120	10	65/35	55/85	65/95	20.5	25	9650071935	4061245106366

Further lengths upon request

Concrete screw JC6-ST A4

Cross references	page
Cordless impact screwdriver ASCD	140
Cordless hammer drill ABH	141
Hammer drill SDS plus®	144
Bit hexalobular TX30	146
Cleaning brush	156
Blow-out pump	155

Application range

- For embedment in cracked and uncracked concrete C20/25–C50/60
- Permanently humid interior
- Outdoor use including in industrial atmospheres and coastal environments
- Fastening of e.g.
  - Awnings
  - Gates
  - Shelving systems
  - Cable traverses
  - Handrails and railings
  - Stadium seating
  - Impact protection/ram protection
  - Timber add-on parts (e.g. beam shoes, brackets, etc.)
  - ...

Characteristics

- A4 stainless steel with hardened steel point
- Countersunk head, hexalobular drive
- ETA-approved concrete screw for cracked and uncracked concrete C20/25–C50/60
- Self-tapping approved screw anchor for push-trough installation
- No tightening torque

Advantages

- Requires only a small drill hole
- No expansion therefore small edge and centre distances
- Completely removable

Notice

Characteristic values apply to the compression strength of C20/25 concrete. Design load of an anchor for centric tension in cracked concrete.

The load values in these tables are based on concrete C20/25, $f_{ck,cube}$ = 25 N/mm²; correct installation; no influence of centre and edge distances; observe the minimum thickness of the base material.

Technical specifications

TX30 TX45 TX50

Rost frei STAINLESS STEEL

Certifications

ETA-17/1009

ETA-22/0413 Option 1

EPD

Base materials

Approved for
- Cracked concrete
- Uncracked concrete

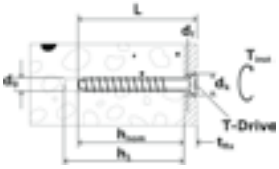

Parameters						Recommended loads uncracked concrete		Recommended loads cracked concrete	
Anchor type	d_f [mm]	Drive [mm]	d_o [mm]	h_{ef} [mm]	T_{inst} [Nm]	N_{Rec} [kN]	V_{Rec} [kN]	N_{Rec} [kN]	V_{Rec} [kN]
ETA-17/1009 – approval according to EAD-330747-00-0601 for multiple fastening of non-structural systems in concrete									
JC6-ST 6	7.7 – 9.0	TX30	6	31.9	max. 14	2.9	6.4	2.9	5.9
ETA-22/0413 – approval according to EAD 330232-01-0601 (option 1) for use in cracked and uncracked concrete									
JC6-ST 6	≤ 9	TX30	6	34.0/42.5	max. 14	2.9/4.5	6.8	1.2/1.7	6.8

Order description	L [mm]	d_o [mm]	t_{fix} [mm]	h_{nom} [mm]	h_1 [mm]	PU [pieces]	Price/100 [EUR]	Article number	EAN
ETA-17/1009 – approval according to EAD-330747-00-0601 for multiple fastening of non-structural systems in concrete									
JC6-ST 6x50/5 T30	50	6	5	45	55	100		9650071985	4061245105673
JC6-ST 6x60/15/5 T30	60	6	15/5	45/55	55/65	100		9650071986	4061245105680
JC6-ST 6x70/25/15 T30	70	6	25/15	45/55	55/65	100		9650071987	4061245105697
JC6-ST 6x100/55/45 T30	100	6	55/45	45/55	55/65	50		9650071990	4061245105901
ETA-22/0413 - approval according to EAD 330232-01-0601 (option 1) for cracked and uncracked concrete									
JC6-ST 6x50/5 T30	50	6	5	45	55	100		9650071985	4061245105673
JC6-ST 6x60/15/5 T30	60	6	15/5	45/55	55/65	100		9650071986	4061245105680
JC6-ST 6x70/25/15 T30	70	6	25/15	45/55	55/65	100		9650071987	4061245105697
JC6-ST 6x100/55/45 T30	100	6	55/45	45/55	55/65	50		9650071990	4061245105901

Further lengths upon request

Concrete screw JC6-FR A4

Cross references	page
Cordless impact screwdriver ASCD	140
Cordless hammer drill ABH	141
Hammer drill SDS plus®	144
Bit hexalobular TX30	146
Cleaning brush	156
Blow-out pump	155

Application range

- For embedment in cracked and uncracked concrete C20/25–C50/60
- Permanently humid interior
- Outdoor use including in industrial atmospheres and coastal environments
- Fastening of e.g.
  - Awnings
  - Gates
  - Shelving systems
  - Cable traverses
  - Handrails and railings
  - Stadium seating
  - Impact protection/ram protection
  - Timber add-on parts (e.g. joist hanger, brackets, etc.)
  - ...

Characteristics

- A4 stainless steel with hardened steel point
- Pan head, hexagon socket
- ETA-approved concrete screw for cracked and uncracked concrete C20/25–C50/60
- Self-tapping approved screw anchor for push-trough installation
- No tightening torque

Advantages

- Requires only a small drill hole
- No expansion therefore small edge and centre distances
- Completely removable

Notice

Characteristic values apply to the compression strength of C20/25 concrete. Design load of an anchor for centric tension in cracked concrete.

The load values in these tables are based on concrete C20/25, $f_{ck,cube}$ = 25 N/mm²; correct installation; no influence of centre and edge distances; observe the minimum thickness of the base material.

Technical specifications

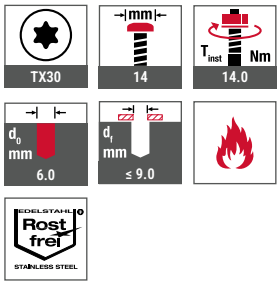

Certifications

Base materials

Approved for
- Cracked concrete
- Uncracked concrete

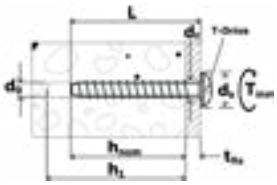

Parameters						Recommended loads uncracked concrete		Recommended loads cracked concrete	
Anchor type	d_f [mm]	Drive [mm]	d_o [mm]	h_{ef} [mm]	T_{inst} [Nm]	N_{Rec} [kN]	V_{Rec} [kN]	N_{Rec} [kN]	V_{Rec} [kN]
ETA-17/1009 – approval according to EAD-330747-00-0601 for multiple fastening of non-structural systems in concrete									
JC6-FR 6	7.7 – 9.0	TX30	6	31.9	max. 14	2.9	6.4	2.9	5.9
ETA-22/0413 – approval according to EAD 330232-01-0601 (option 1) for use in cracked and uncracked concrete									
JC6-FR 6	≤ 9	TX30	6	34.0/42.5	max. 14	2.9/4.5	6.8	1.2/1.7	6.8

Order description	L [mm]	d_o [mm]	t_{fix} [mm]	h_{nom} [mm]	h_1 [mm]	PU [pieces]	Article number	EAN
ETA-17/1009 – approval according to EAD-330747-00-0601 for multiple fastening of non-structural systems in concrete								
JC6-FR 6x50/5 T30	50	6	5	45	55	100	9650071993	4061245105918
JC6-FR 6x60/15/5 T30	60	6	15/5	45/55	55/65	50	9650071994	4061245105925
JC6-FR 6x80/35/25 T30	80	6	35/25	45/55	55/65	50	9650071996	4061245105932
JC6-FR 6x100/45/55 T30	100	6	55/45	45/55	55/65	50	9650071998	4061245123318
ETA-22/0413 - approval according to EAD 330232-01-0601 (option 1) for cracked and uncracked concrete								
JC6-FR 6x50/5 T30	50	6	5	45	55	100	9650071993	4061245105918
JC6-FR 6x60/15/5 T30	60	6	15/5	45/55	55/65	50	9650071994	4061245105925
JC6-FR 6x80/35/25 T30	80	6	35/25	45/55	55/65	50	9650071996	4061245105932
JC6-FR 6x100/45/55 T30	100	6	55/45	45/55	55/65	50	9650071998	4061245123318

Further lengths upon request

Concrete screw JC6-IT A4

Cross references	page
Cordless impact screwdriver ASCD	140
Cordless hammer drill ABH	141
Hammer drill SDS plus®	144
Socket wrench insert SW13	147
Cleaning brush	156
Blow-out pump	155

Application range

- For embedment in cracked and uncracked concrete C20/25–C50/60
- Permanently humid interior
- Outdoor use including in industrial atmospheres and coastal environments
- Fastening of e.g.
  - Pipe brackets
  - Profile rails
  - ...

Characteristics

- A4 stainless steel with hardened steel point
- Hexagon head SW13 with internal thread M8/M10
- ETA-approved concrete screw for cracked and uncracked concrete C20/25–C50/60
- Self-tapping approved screw anchor for push-in installation
- No tightening torque

Advantages

- Requires only a small drill hole
- No expansion therefore small edge and centre distances
- Completely removable

Notice

Characteristic values apply to the compression strength of C20/25 concrete. Design load of an anchor for centric tension in cracked concrete.

The load values in these tables are based on concrete C20/25, $f_{ck,cube}$ = 25 N/mm²; correct installation; no influence of centre and edge distances; observe the minimum thickness of the base material.

Technical specifications

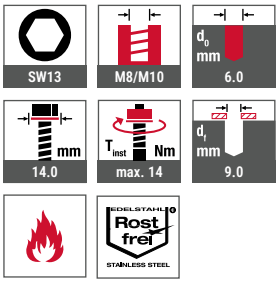

Certifications

Base materials

Approved for
- Cracked concrete
- Uncracked concrete

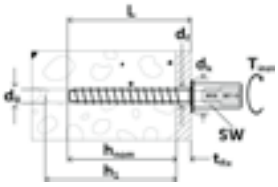

Parameters						Recommended loads uncracked concrete		Recommended loads cracked concrete	
Anchor type	d_f [mm]	Drive [mm]	d_o [mm]	h_{ef} [mm]	T_{inst} [Nm]	N_{Rec} [kN]	V_{Rec} [kN]	N_{Rec} [kN]	V_{Rec} [kN]
ETA-17/1009 – approval according to EAD-330747-00-0601 for multiple fastening of non-structural systems in concrete									
JC6-IT 6	7.7 – 9.0	SW13	6	31.9	max. 14	2.9	6.4	2.9	5.9
ETA-22/0413 – approval according to EAD 330232-01-0601 (option 1) for use in cracked and uncracked concrete									
JC6-IT 6	≤ 9	SW13	6	34.0/42.5	max. 14	2.9/4.5	6.8	1.2/1.7	6.8

Order description	L [mm]	d_o [mm]	t_{fix} [mm]	h_{nom} [mm]	h_1 [mm]	PU [pieces]	Article number	EAN
ETA-17/1009 – approval according to EAD-330747-00-0601 for multiple fastening of non-structural systems in concrete								
JC6-IT 6x50 M8/M10x30	50	6	5	45	55	25	9650071963	4061245121628
ETA-22/0413 - approval according to EAD 330232-01-0601 (option 1) for cracked and uncracked concrete								
JC6-IT 6x50 M8/M10x30	50	6	5	45	55	25	9650071963	4061245105918

JC2 Plus ZA

High-performance metal anchors for cracked and uncracked concrete

Characteristics

> Completely updated screw thread
> Larger thread diameter ensures better grip
> New thread geometry at the point for easy installation
> Two embedment depths per size allow for more flexibility in challenging applications
> Improved ETA with higher load-carrying capacities
> Seismic performance category C2

All advantages at a glance

> Self-tapping screw anchors, approved for push-through installations
> Simple and quick installation
> Small spacings and edge distances
> Removable
> Minimal expansion forces
> Various head styles for more flexibility and adaptation in use

JC2 Plus ZA Concrete screws product overview

Head type	JC2-KB Plus ZA	JC2-KB Plus ZA	JC2-FR Plus ZA	JC2-FR Plus (FL) ZA
Material	Zinc alloy coated carbon steel			
Application range	Facade scaffolds, temporary fastening, contact surfaces, shelves, cable racks, hand rails, battens		Facade scaffolds, temporary fastening, contact surfaces, shelves, cable racks, hand rails, battens, formworks	
Drive	SW13/TX30	SW13, SW15, SW21, SW24	TX30	TX30
Cracked concrete EAD-330232-01-0601	Ø 6 mm	Ø 8 – 14 mm	Ø 6 mm	
Cracked concrete EAD-330747-00-0601	Ø 6 mm	–	Ø 6 mm	
Uncracked concrete	Ø 6 mm	Ø 8 – 14 mm	Ø 6 mm	
Certifications	ETA-17/1009, ETA-20/0446 Option 1	ETA-20/0446 Option 1	ETA-17/1009, ETA-20/0446 Option 1	
Technical specifications				
Mode of action	Undercut			
Type of load	static			
Recommended tensile loads cracked concrete	1.7 – 2.3 kN	3.2 – 14.4 kN	1.7 – 2.3 kN	
Recommended tensile loads uncracked concrete	3.3 – 4.6 kN	10.9 – 37.1 kN	3.3 – 4.6 kN	
Recommended shear loads	5.4 kN	10.9 – 34.9 kN	5.4 kN	

JC2-ST Plus ZA	JC2-ST Plus ZA	JC2-IT Plus ZA	JC2-ET Plus ZA
Zinc alloy coated carbon steel			
Facade scaffolds, temporary fastening, contact surfaces, shelves, cable racks, hand rails, battens, formworks		Pipe brackets, profile rails	Pipe brackets, profile rails
TX30	TX45 TX50	SW13	SW13
Ø 6 mm	Ø 8 – 10 mm	Ø 6 mm	
–	–	Ø 6 mm	
–	–	Ø 6 mm	
ETA-17/1009 ETA-20/0446 Option 1	ETA-20/0446 Option 1	ETA-17/1009 ETA-20/0446 Option 1	
Undercut			
static			
1.7 – 2.3 kN	3.2 – 14.4 kN	1.7 – 2.3 kN	
3.3 – 4.6 kN	5.7 – 13.1 kN	3.3 – 4.6 kN	
5.4 kN	10.9 – 18.2 kN	5.4 kN	

Concrete screw JC2-KB Plus ZA

Cross references	page
Cordless impact screwdriver ASCD	140
Cordless hammer drill ABH	141
Hammer drill SDS plus®	144
Socket wrench insert SW13, SW15, SW21/SW24	147
Bit hexalobular TX30	146
Cleaning brush	156
Blow-out pump	155

Application range

- ETA-approved concrete screw for cracked and uncracked concrete
- Suitable for rural outdoor conditions (2,016 hrs Neutral Salt Spray Test)
- Fastening of e.g.:
  - Facade scaffolds
  - Temporary fastenings
  - Contact surfaces
  - Shelves
  - Cable racks
  - Hand rails
  - Battens
  - Formworks

Characteristics

- Zinc alloy coated carbon steel
- Hexagon head with flange
- 6 mm – hexagonal head with hexalobular drive and combined washer
- Self-tapping approved screw anchor for push-trough installation
- No expansion therefore small edge and centre distances possible
- Completely removable
- Processing with impact wrench possible
- Two embedment depths

Notice

Characteristic values apply to the compression strength of C20/25 concrete. Design load of an anchor for centric tension in cracked concrete.

The load values in these tables are based on concrete C20/25, $f_{ck,cube}$ = 25 N/mm²; correct installation; no influence of centre and edge distances; observe the minimum thickness of the base material.base material.

Technical specifications

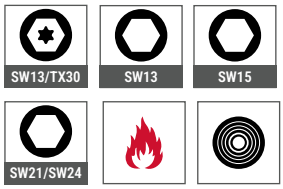

Certifications

Base materials

Approved for
- Cracked concrete
- Uncracked concrete
- Pre-stressed hollow core slab

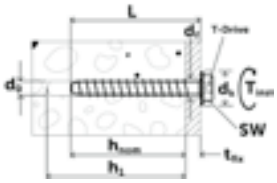

Parameters						Recommended loads uncracked concrete C20/25		Recommended loads cracked concrete C20/25	
Typ	d_f [mm]	Drive [mm]	d_0 [mm]	h_{ef} [mm]	T_{inst} [Nm]	N_{Rec} [kN]	V_{Rec} [kN]	N_{Rec} [kN]	V_{Rec} [kN]
ETA-17/1009 - approval according to EAD-330747-00-0601 for multiple fastening of non-structural systems in concrete									
JC2-KB Plus 6 ZA	7.7 – 9.0	SW13/TX30	6	27.6/31.9	≤ 12	1.9/1.9	5.4	1.9/1.9	5.4
ETA-20/0446 - approval according to EAD-330232-02-0601 (option 1) for use in cracked and uncracked concrete									
JC2-KB Plus 6 ZA	7.7 – 9.0	SW13/TX30	6	29.8/42.5	≤ 14	3.3/4.6	5.4	1.7/2.3	5.4
JC2-KB Plus 8 ZA	10.8 – 12.0	SW13	8	39.1/51.9	≤ 12	5.7/8.8	10.9	3.2/6.0	10.9
JC2-KB Plus 10 ZA	13.0 – 14.0	SW15	10	42.5/68.0	≤ 85	6.5/13.1	18.2	3.8/9.2	13.6/18.2
JC2-KB Plus 14 ZA	17.0 – 18.0	SW21/SW24	14	49.3/91.8	≤ 100	7.5/20.6	26.8/34.9	4.3/14.4	18.7/34.9

Order description	L [mm]	t_{fix} [mm]	h_{nom} [mm]	h_1 [mm]	PU [pieces]	Price/100 [EUR]	Article number	EAN
ETA-17/1009 - approval according to EAD-330747-00-0601 for multiple fastening of non-structural systems in concrete								
JC2-KB Plus 6x35/1 SW13 ZA	36	1	35	45	100		9650071404	4061245075631
JC2-KB Plus 6x45/5/10 SW13 ZA	45	5/10	35/40	45/50	100		9650071405	4061245048109
JC2-KB Plus 6x50/10/15 SW13 ZA	50	10/15	35/40	45/50	100		9650071407	4061245048116
JC2-KB Plus 6x60/5/20 SW13 ZA	60	20/25	35/40	45/50	100		9650071409	4061245048123
JC2-KB Plus 6x70/15/30 SW13 ZA	70	30/35	35/40	45/50	100		9650071411	4061245075648
JC2-KB Plus 6x80/25/40 SW13 ZA	80	40/45	35/40	45/50	100		9650071413	4061245048130
JC2-KB Plus 6x100/45/60 SW13 ZA	100	60/65	35/40	45/50	50		9650071417	4061245048147
JC2-KB Plus 6x120/65/80 SW13 ZA	120	80/85	35/40	45/50	50		9650071419	4061245118703
JC2-KB Plus 6x140/85/100 SW13 ZA	140	100/105	35/40	45/50	50		9650071421	4061245075679
ETA-20/0446 - approval according to EAD-330232-02-0601 (option 1) for use in cracked and uncracked concrete								
JC2-KB Plus 6x45/5/10 SW13 ZA	45	5	40	50	100		9650071405	4061245075631
JC2-KB Plus 6x50/10/15 SW13 ZA	50	10	40	50	100		9650071407	4061245048109
JC2-KB Plus 6x60/5/20 SW13 ZA	60	5/20	40/55	50/65	100		9650071409	4061245048116
JC2-KB Plus 6x70/15/30 SW13 ZA	70	15/30	40/55	50/65	100		9650071411	4061245048123
JC2-KB Plus 6x80/25/40 SW13 ZA	80	25/40	40/55	50/65	100		9650071413	4061245075648
JC2-KB Plus 6x100/45/60 SW13 ZA	100	45/60	40/55	50/65	100		9650071417	4061245048130
JC2-KB Plus 6x120/65/80 SW13 ZA	120	65/80	40/55	50/65	50		9650071419	4061245048147
JC2-KB Plus 6x140/85/100 SW13 ZA	140	85/100	40/55	50/65	50		9650071421	4061245118703
JC2-KB Plus 8x55/5 SW13 ZA	55	5	50	60	50		9650071701	4061245074948
JC2-KB Plus 8x70/5/20 SW13 ZA	70	5/20	50/65	60/75	50		9650071710	4061245074955
JC2-KB Plus 8x80/15/30 SW13 ZA	80	15/30	50/65	60/75	50		9650071716	4061245074962
JC2-KB Plus 8x90/25/40 SW13 ZA	90	25/40	50/65	60/75	50		9650071722	4061245074979
JC2-KB Plus 8x100/35/50 SW13 ZA	100	35/50	50/65	60/75	50		9650071725	4061245074986
JC2-KB Plus 8x120/55/70 SW13 ZA	120	55/70	50/65	60/75	25		9650071731	4061245075297
JC2-KB Plus 8x140/75/90 SW13 ZA	140	75/90	50/65	60/75	25		9650071737	4061245075501
JC2-KB Plus 10x60/5 SW15 ZA	60	5	55	65	25		9650071745	4061245075518
JC2-KB Plus 10x70/15 SW15 ZA	70	15	55	65	25		9650071751	4061245075525
JC2-KB Plus 10x80/10/25 SW15 ZA	80	10/25	55/70	65/80	25		9650071757	4061245075532
JC2-KB Plus 10x90/5/35 SW15 ZA	90	5/35	55/85	65/95	25		9650071763	4061245075549
JC2-KB Plus 10x100/15/45 SW15 ZA	100	15/45	55/85	65/95	25		9650071766	4061245075556
JC2-KB Plus 10x120/35/65 SW15 ZA	120	35/65	55/85	65/95	25		9650071772	4061245075563
JC2-KB Plus 10x140/55/85 SW15 ZA	140	55/85	55/85	65/95	25		9650071778	4061245075570
JC2-KB Plus 10x160/75/105 SW15 ZA	160	75/105	55/85	65/95	25		9650071784	4061245075587
JC2-KB Plus 14x75/10 SW21 ZA	75	15/45	65	75	20		9650071787	4061245075594
JC2-KB Plus 14x100/15/35 SW21 ZA	100	15/35	65/85	75/95	10		9650071813	4061245075600
JC2-KB Plus 14x130/15/65 SW21 ZA	130	15/65	65/115	75/125	10		9650071828	4061245075617
JC2-KB Plus 14x150/35/85 SW21 ZA	150	35/85	65/115	75/125	10		9650071841	4061245075624

Further lengths upon request

Concrete screw JC2-ST Plus ZA

Cross references	page
Cordless impact screwdriver ASCD	140
Cordless hammer drill ABH	141
Hammer drill SDS plus®	144
Bit hexalobular TX30	146
Cleaning brush	156
Blow-out pump	155

Application range

- ETA-approved concrete screw for cracked and uncracked concrete
- Suitable for rural outdoor conditions (2,016 hrs Neutral Salt Spray Test)
- Fastening of e.g.:
  - Facade scaffolds
  - Temporary fastenings
  - Contact surfaces
  - Shelves
  - Cable racks
  - Hand rails
  - Battens

Characteristics

- Zinc alloy coated carbon steel
- Countersunk head, hexalobular drive
- Self-tapping approved screw anchor for push-trough installation
- No expansion therefore small edge and centre distances possible
- Completely removable

Notice

Characteristic values apply to the compression strength of C20/25 concrete. Design load of an anchor for centric tension in cracked concrete.

The load values in these tables are based on concrete C20/25, $f_{ck,cube}$ = 25 N/mm²; correct installation; no influence of centre and edge distances; observe the minimum thickness of the base material.base material.

Technical specifications



Certifications

Base materials

Approved for
- Cracked concrete
- Uncracked concrete
- Pre-stressed hollow core slab

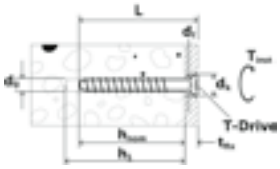

Parameters						Recommended loads uncracked concrete C20/25		Recommended loads cracked concrete C20/25	
Typ	d_f [mm]	Drive [mm]	d_0 [mm]	h_{ef} [mm]	T_{inst} [Nm]	N_{Rec} [kN]	V_{Rec} [kN]	N_{Rec} [kN]	V_{Rec} [kN]
ETA-17/1009 - approval according to EAD-330747-00-0601 for multiple fastening of non-structural systems in concrete									
JC2-ST Plus 6 ZA	7.7 – 9.0	TX30	6	27.6/31.9	≤ 12	1.9/1.9	5.4	1.9/1.9	5.4
ETA-20/0446 - approval according to EAD-330232-02-0601 (option 1) for use in cracked and uncracked concrete									
JC2-ST Plus 6 ZA	7.7 – 9.0	TX30	6	29.8/42.5	≤ 14	3.3/4.6	5.4	1.7/2.3	5.4
JC2-ST Plus 8 ZA	10.8 – 12.0	TX45	8	39.1/51.9	≤ 12	5.7/8.8	10.9	3.2/6.0	10.9
JC2-ST Plus 10 ZA	13.0 – 14.0	TX50	10	42.5/68.0	≤ 85	6.5/13.1	18.2	3.8/9.2	13.6/18.2

Order description	L [mm]	t_{fix} [mm]	h_{nom} [mm]	h_1 [mm]	PU [pieces]	Price/100 [EUR]	Article number	EAN
ETA-17/1009 - approval according to EAD-330747-00-0601 for multiple fastening of non-structural systems in concrete								
JC2-ST Plus 6x45/5/10 T30 ZA	45	5/10	35/40	45/50	100		9650071655	4061245118710
JC2-ST Plus 6x50/10/15 T30 ZA	50	10/15	35/40	45/50	100		9650071657	4061245118727
JC2-ST Plus 6x60/5/20 T30 ZA	60	20/25	35/40	45/50	100		9650071659	4061245048253
JC2-ST Plus 6x80/25/40 T30 ZA	80	40/45	35/40	45/50	100		9650071663	4061245048260
JC2-ST Plus 6x100/45/60 T30 ZA	100	60/65	35/40	45/50	50		9650071667	4061245048277
JC2-ST Plus 6x120/65/80 T30 ZA	120	80/85	35/40	45/50	50		9650071669	4061245118734
ETA-20/0446 - approval according to EAD-330232-02-0601 (option 1) for use in cracked and uncracked concrete								
JC2-ST Plus 6x45/5/10 T30 ZA	45	5	40	50	100		9650071655	4061245118710
JC2-ST Plus 6x50/10/15 T30 ZA	50	10	40	50	100		9650071657	4061245118727
JC2-ST Plus 6x60/5/20 T30 ZA	60	5/20	40/55	50/65	100		9650071659	4061245048253
JC2-ST Plus 6x80/25/40 T30 ZA	80	25/40	40/55	50/65	100		9650071663	4061245048260
JC2-ST Plus 6x100/45/60 T30 ZA	100	45/60	40/55	50/65	50		9650071667	4061245048277
JC2-ST Plus 6x120/65/80 T30 ZA	120	65/80	40/55	50/65	50		9650071669	4061245118734
JC2-ST Plus 8x60/10 T45 ZA	60	10	50	60	50		9650071856	4061245121017
JC2-ST Plus 8x80/15/30 T45 ZA	80	15/30	50/65	60/75	50		9650071862	4061245121031
JC2-ST Plus 8x100/35/50 T45 ZA	100	35/50	50/65	60/75	50		9650071874	4061245121055
JC2-ST Plus 10x70/15 T50 ZA	70	15	55	65	25		9650071885	4061245130477
JC2-ST Plus 10x90/5/35 T50 ZA	90	5/35	55/85	65/95	25		9650071889	4061245130484
JC2-ST Plus 10x100/15/45 T50 ZA	100	15/45	55/85	65/95	25		9650071891	4061245130491
JC2-ST Plus 10x120/35/65 T50 ZA	120	35/65	55/85	65/95	25		9650071895	4061245130507

Further lengths upon request

Concrete screw JC2-FR Plus ZA

Cross references	page
Cordless impact screwdriver ASCD	140
Cordless hammer drill ABH	141
Hammer drill SDS plus®	144
Bit hexalobular TX30	146
Cleaning brush	156
Blow-out pump	155

Application range

- ETA-approved concrete screw for cracked and uncracked concrete
- Suitable for rural outdoor conditions (2,016 hrs Neutral Salt Spray Test)
- Fastening of e.g.:
  - Facade scaffolds
  - Temporary fastenings
  - Contact surfaces
  - Shelves
  - Cable racks
  - Hand rails
  - Battens

Characteristics

- Zinc alloy coated carbon steel
- Truss head, hexalobular drive
- Self-tapping approved screw anchor for push-trough installation
- No expansion therefore small edge and centre distances possible
- Completely removable

Notice

Characteristic values apply to the compression strength of C20/25 concrete. Design load of an anchor for centric tension in cracked concrete.

The load values in these tables are based on concrete C20/25, $f_{ck,cube}$ = 25 N/mm²; correct installation; no influence of centre and edge distances; observe the minimum thickness of the base material.

Technical specifications

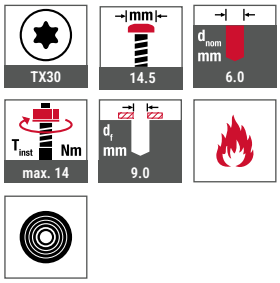

Certifications

Base materials

Approved for
- Cracked concrete
- Uncracked concrete
- Pre-stressed hollow core slab

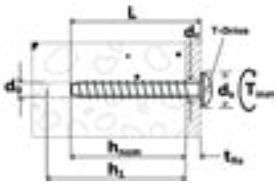

Parameters						Recommended loads uncracked concrete C20/25		Recommended loads cracked concrete C20/25	
Typ	d_f [mm]	Drive [mm]	d_0 [mm]	h_{ef} [mm]	T_{inst} [Nm]	N_{Rec} [kN]	V_{Rec} [kN]	N_{Rec} [kN]	V_{Rec} [kN]
ETA-17/1009 - approval according to EAD-330747-00-0601 for multiple fastening of non-structural systems in concrete									
JC2-FR Plus 6 ZA	7.7 – 9.0	TX30	6	27.6/31.9	≤ 14	1.9/1.9	5.4	1.9/1.9	5.4
ETA-20/0446 - approval according to EAD-330232-02-0601 (option 1) for use in cracked and uncracked concrete									
JC2-FR Plus 6 ZA	7.7 – 9.0	TX30	6	29.8/42.5	≤ 14	3.3/4.6	5.4	1.7/2.3	5.4

Order description	L [mm]	t_{fix} [mm]	h_{nom} [mm]	h_1 [mm]	PU [pieces]	Price/100 [EUR]	Article number	EAN
ETA-17/1009 - approval according to EAD-330747-00-0601 for multiple fastening of non-structural systems in concrete								
JC2-FR Plus 6x40 T30 ZA	40	5	35	45	100		9650071555	4061245114927
JC2-FR Plus 6x60 T30 ZA	60	20/25	55	65	50		9650071559	4061245114934
ETA-20/0446 – approval according to EAD-330232-02-0601 for use in cracked and uncracked concrete								
JC2-FR Plus 6x60 T30 ZA	60	5/20	55/40	65/50	50		9650071559	4061245114934

Further lengths upon request

Concrete screw JC2-FR Plus (FL) ZA

Application range

- ETA-approved concrete screw for cracked and uncracked concrete
- Suitable for rural outdoor conditions (2,016 hrs Neutral Salt Spray Test)
- Fastening of e.g.:
  - Facade scaffolding
  - Seatings
  - Shelves
  - Cable racks
  - Handrails
  - Battens

Characteristics

- Zinc alloy coated carbon steel
- Flat panhead, torx drive
- Self-tapping approved screw anchor for push-trough installation
- No expansion therefore small edge and centre distances possible
- Completely removable

Notice

Characteristic values apply to the compression strength of C20/25 concrete. Design load of an anchor for centric tension in cracked concrete.

The load values in these tables are based on concrete C20/25, $f_{ck,cube}$ = 25 N/mm²; correct installation; no influence of centre and edge distances; observe the minimum thickness of the base material.

Technical specifications

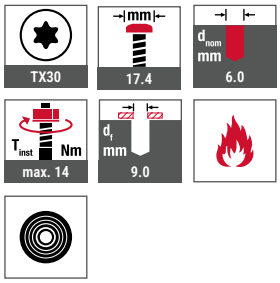

Certifications

Base materials

Approved for
- Cracked concrete
- Uncracked concrete
- Pre-stressed hollow core slab

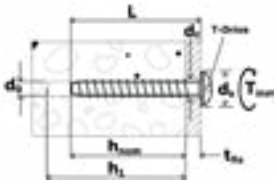

Cross references	page
Cordless impact screwdriver ASCD	140
Cordless hammer drill ABH	141
Hammer drill SDS plus®	144
Bit hexalobular TX30	146
Cleaning brush	156
Blow-out pump	155

Parameters						Recommended loads uncracked concrete C20/25		Recommended loads cracked concrete C20/25	
Typ	d_f [mm]	Drive [mm]	d_0 [mm]	h_{ef} [mm]	T_{inst} [Nm]	N_{Rec} [kN]	V_{Rec} [kN]	N_{Rec} [kN]	V_{Rec} [kN]
ETA-17/1009 - approval according to EAD-330747-00-0601 for multiple fastening of non-structural systems in concrete									
JC2-FR Plus 6 (FL) ZA	7.7 – 9.0	TX30	6	27.6/31.9	≤ 14	1.9/1.9	5.4	1.9/1.9	5.4
ETA-20/0446 - approval according to EAD-330232-02-0601 (option 1) for use in cracked and uncracked concrete									
JC2-FR Plus 6 (FL) ZA	7.7 – 9.0	TX30	6	29.8/42.5	≤ 14	3.3/4.6	5.4	1.7/2.3	5.4

Order description	L [mm]	t_{fix} [mm]	h_{nom} [mm]	h_1 [mm]	PU [pieces]	Price/100 [EUR]	Article number	EAN
ETA-17/1009 - approval according to EAD-330747-00-0601 for multiple fastening of non-structural systems in concrete								
JC2-FR Plus 6x40/5 (FL) T30 ZA	40	5	35	45	100		9650071569	4061245114941
JC2-FR Plus 6x60/5/20 (FL) T30 ZA	60	20/25	40/35	50/45	50		9650071573	4061245114958
ETA-20/0446 – approval according to EAD-330232-02-0601 for use in cracked and uncracked concrete								
JC2-FR Plus 6x60/5/20 (FL) T30 ZA	60	5/20	55/40	65/50	50		9650071573	4061245114958

Further lengths upon request

Concrete screw JC2-IT Plus ZA

Cross references	page
Cordless impact screwdriver ASCD	140
Cordless hammer drill ABH	141
Hammer drill SDS plus®	144
Socket wrench insert SW13	147
Cleaning brush	156
Blow-out pump	155

Application range

> ETA-approved concrete screw for cracked and uncracked concrete
> Suitable for rural outdoor conditions (2,016 hrs Neutral Salt Spray Test)
> Fastening of e.g.:
  > Pipe brackets
  > Profile rails

Characteristics

> Zinc alloy coated carbon steel
> Hexagon head SW13 with internal thread M8/M10
> Self-tapping approved screw anchor for push-in installation
> No expansion therefore small edge and centre distances possible
> Completely removable

Notice

Characteristic values apply to the compression strength of C20/25 concrete. Design load of an anchor for centric tension in cracked concrete.

The load values in these tables are based on concrete C20/25, $f_{ck,cube}$ = 25 N/mm²; correct installation; no influence of centre and edge distances; observe the minimum thickness of the base material.

Technical specifications

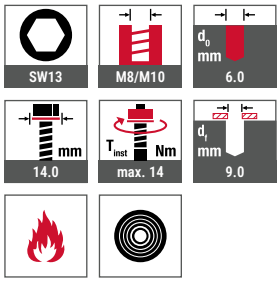

Certifications

Base materials

Approved for
> Cracked concrete
> Uncracked concrete
> Pre-stressed hollow core slab

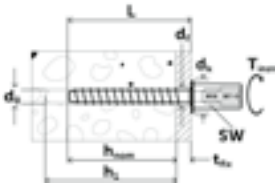

Parameters						Recommended loads uncracked concrete C20/25		Recommended loads cracked concrete C20/25	
Typ	d_f [mm]	Drive [mm]	d_0 [mm]	h_{ef} [mm]	T_{inst} [Nm]	N_{Rec} [kN]	V_{Rec} [kN]	N_{Rec} [kN]	V_{Rec} [kN]
ETA-17/1009 - approval according to EAD-330747-00-0601 for multiple fastening of non-structural systems in concrete									
JC2-IT 6 Plus ZA	7.7 – 9.0	SW13	6	27.6/31.9	≤ 14	1.9/1.9	5.4	1.9/1.9	5.4
ETA-20/0446 - approval according to EAD-330232-02-0601 (option 1) for use in cracked and uncracked concrete									
JC2-IT 6 Plus ZA	7.7 – 9.0	SW13	6	29.8/42.5	≤ 14	3.3/4.6	5.4	1.7/2.3	5.4

Order description	L [mm]	t_{fix} [mm]	h_{nom} [mm]	h_1 [mm]	PU [pieces]	Price/100 [EUR]	Article number	EAN
JC2-IT Plus 6x35 M8/M10x30 SW13 ZA	35	0	35	45	50		9650071524	4061245120904

Further lengths upon request

JC2 Plus

High-performance metal anchors for cracked and uncracked concrete

Characteristics

> Completely updated screw thread
> Larger thread diameter ensures better grip
> New thread geometry at the point for easy installation
> Two embedment depths per size allow for more flexibility in challenging applications
> Improved ETA with higher load-carrying capacities
> Seismic performance category C2



All advantages at a glance

> Self-tapping screw anchors, approved for push-through installations
> Simple and quick installation
> Small spacings and edge distances
> Removable
> Minimal expansion forces
> Various head styles for more flexibility and adaptation in use
> JC2 Plus 10 and JC2 Plus 14 are reusable

JC2 Plus Concrete screws product overview

Head type	JC2-KB Plus	JC2-KB Plus	JC2-FR Plus	JC2-FR Plus (FL)
Material	Galvanised steel			
Application range	Facade scaffolds, temporary fastening, contact surfaces, shelves, cable racks, hand rails, battens		Facade scaffolds, temporary fastening, contact surfaces, shelves, cable racks, hand rails, battens, formworks	
Drive	SW13/TX30	SW13, SW15, SW21, SW24	TX30	TX30
Cracked concrete ETAG-001-1	Ø 6 mm	Ø 8 – 14 mm	Ø 6 mm	
Cracked concrete ETAG-001-6	Ø 6 mm	–	Ø 6 mm	
Uncracked concrete	Ø 6 mm	Ø 8 – 14 mm	Ø 6 mm	
Certifications	ETA-17/1009, ETA-20/0446 Option 1	ETA-20/0446 Option 1, Z-21.8-2136	ETA-17/1009, ETA-20/0446 Option 1	
Technical specifications				
Mode of action	Undercut			
Type of load	static			
Recommended tensile loads cracked concrete	1.7 – 2.3 kN	3.2 – 14.4 kN	1.7 – 2.3 kN	
Recommended tensile loads uncracked concrete	3.3 – 4.6 kN	10.9 – 37.1 kN	3.3 – 4.6 kN	
Recommended shear loads	5.4 kN	10.9 – 34.9 kN	5.4 kN	

JC2-ST Plus	JC2-ST Plus	JC2-IT Plus	JC2-ET Plus
Galvanised steel			
Facade scaffolds, temporary fastening, contact surfaces, shelves, cable racks, hand rails, battens, formworks		Pipe brackets, profile rails	Pipe brackets, profile rails
TX30	TX30	SW13	SW13
Ø 6 mm	Ø 8 – 10 mm	Ø 6 mm	
		Ø 6 mm	
		Ø 6 mm	
ETA-17/1009, ETA-20/0446 Option 1	ETA-20/0446 Option 1, Z-21.8-2136	ETA-17/1009, ETA-20/0446 Option 1	
Undercut			
static			
1.7 – 2.3 kN	3.2 – 14.4 kN	1.7 – 2.3 kN	
3.3 – 4.6 kN	10.9 – 37.1 kN	3.3 – 4.6 kN	
5.4 kN	10.9 – 34.9 kN	5.4 kN	

Concrete screw JC2-KB Plus

Cross references	page
Cordless impact screwdriver ASCD	140
Cordless hammer drill ABH	141
Hammer drill SDS plus®	144
Socket wrench insert SW13, SW15, SW21/SW24	147
Bit hexalobular TX30	146
Cleaning brush	156
Blow-out pump	155

Application range

- ETA-approved concrete screw for cracked and uncracked concrete
- Suitable for dry indoor conditions
- Fastening of e.g.:
  - Facade scaffolds
  - Temporary fastenings
  - Contact surfaces
  - Shelves
  - Cable racks
  - Hand rails
  - Battens
  - Formworks

Characteristics

- Zinc-plated steel
- Hexagon head with flange
- 6 mm – hexagon head with hexalobular drive and combined washer
- Self-tapping approved screw anchor for push-trough installation
- No expansion therefore small edge and centre distances possible
- Completely removable
- JC2 Plus 10 and JC2 Plus 14 are reusable
- Processing with impact wrench possible
- Two embedment depths

Notice

Characteristic values apply to the compression strength of C20/25 concrete. Design load of an anchor for centric tension in cracked concrete.

The load values in these tables are based on concrete C20/25, $f_{ck,cube}$ = 25 N/mm²; correct installation; no influence of centre and edge distances; observe the minimum thickness of the base material.

Technical specifications

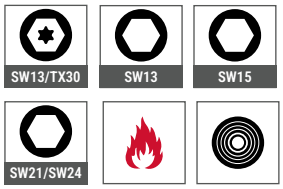

Certifications

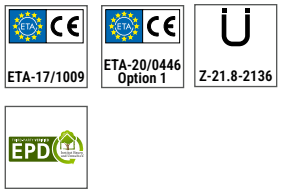

Base materials

Approved for
- Cracked concrete
- Uncracked concrete
- Pre-stressed hollow core slab

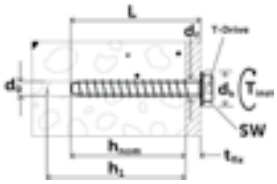

Parameters						Recommended loads uncracked concrete C20/25		Recommended loads cracked concrete C20/25	
Typ	d_f [mm]	Drive [mm]	d_0 [mm]	h_{ef} [mm]	T_{inst} [Nm]	N_{Rec} [kN]	V_{Rec} [kN]	N_{Rec} [kN]	V_{Rec} [kN]
ETA-17/1009 - approval according to EAD-330747-00-0601 for multiple fastening of non-structural systems in concrete									
JC2-KB 6 Plus	7.7 – 9.0	SW13/TX30	6	27.6/31.9	≤ 14	1.9/1.9	5.4	1.9/1.9	5.4
ETA-20/0446 - approval according to EAD-330232-02-0601 (option 1) for use in cracked and uncracked concrete									
JC2-KB 6 Plus	7.7 – 9.0	SW13/TX30	6	29.8/42.5	≤ 14	3.3/4.6	5.4	1.7/2.3	5.4
JC2-KB 8 Plus	10.8 – 12.0	SW13	8	39.2/51.9	≤ 45	5.7/8.8	10.9	3.2/6.0	10.9
JC2-KB 10 Plus	13.0 – 14.0	SW15	10	42.5/68.0	≤ 85	6.5/13.1	18.2	3.8/9.2	13.6/18.2
JC2-KB 14 Plus	17.0 – 18.0	SW21/SW24	14	49.3/91.8	≤ 100	7.5/20.6	26.8/34.9	4.3/14.4	18.7/34.9

Order description	L [mm]	t_{fix} [mm]	h_{nom} [mm]	h_1 [mm]	PU [pieces]	Price/100 [EUR]	Article number	EAN
ETA-17/1009 - approval according to EAD-330747-00-0601 for multiple fastening of non-structural systems in concrete								
JC2-KB Plus 6x35/1 SW13	36	1	35	45	100		9650071304	4061245074122
JC2-KB Plus 6x45/5/10 SW13	45	5/10	35/40	45/50	100		9650071306	4061245051208
JC2-KB Plus 6x50/10/15 SW13	50	10/15	35/40	45/50	100		9650071308	4061245051215
JC2-KB Plus 6x60/5/20 SW13	60	20/25	35/40	45/50	100		9650071310	4061245051222
JC2-KB Plus 6x70/15/30 SW13	70	30/35	35/40	45/50	50		9650071311	4061245074689
JC2-KB Plus 6x80/25/40 SW13	80	40/45	35/40	45/50	50		9650071314	4061245074672
JC2-KB Plus 6x100/45/60 SW13	100	60/65	35/40	45/50	50		9650071318	4061245074658
JC2-KB Plus 6x120/65/80 SW13	120	80/85	35/40	45/50	25		9650071319	4061245074641
JC2-KB Plus 6x140/85/100 SW13	140	100/105	35/40	45/50	25		9650071321	4061245074702
ETA-20/0446 - approval according to EAD-330232-02-0601 (option 1) for use in cracked and uncracked concrete								
JC2-KB Plus 6x45/5/10 SW13	45	5/10	35/40	45/50	100		9650071306	4061245051208
JC2-KB Plus 6x50/10/15 SW13	50	10/15	35/40	45/50	100		9650071308	4061245051215
JC2-KB Plus 6x60/5/20 SW13	60	20/25	35/40	45/50	100		9650071310	4061245051222
JC2-KB Plus 6x70/15/30 SW13	70	30/35	35/40	45/50	50		9650071311	4061245074689
JC2-KB Plus 6x80/25/40 SW13	80	40/45	35/40	45/50	50		9650071314	4061245074672
JC2-KB Plus 6x100/45/60 SW13	100	60/65	35/40	45/50	50		9650071318	4061245074658
JC2-KB Plus 6x120/65/80 SW13	120	80/85	35/40	45/50	25		9650071319	4061245074641
JC2-KB Plus 6x140/85/100 SW13	140	100/105	35/40	45/50	25		9650071321	4061245074702
JC2-KB Plus 8x55/5 SW13	55	5	50	60	50		9650071700	4061245074696
JC2-KB Plus 8x70/5/20 SW13	70	5/20	50/65	60/75	50		9650071709	4061245074689
JC2-KB Plus 8x80/15/30 SW13	80	15/30	50/65	60/75	50		9650071715	4061245074672
JC2-KB Plus 8x90/25/40 SW13	90	25/40	50/65	60/75	50		9650071721	4061245074665
JC2-KB Plus 8x100/35/50 SW13	100	35/50	50/65	60/75	50		9650071724	4061245074658
JC2-KB Plus 8x120/55/70 SW13	120	55/70	50/65	60/75	25		9650071730	4061245074641
JC2-KB Plus 8x140/75/90 SW13	140	75/90	50/65	60/75	25		9650071736	4061245074702
JC2-KB Plus 8x200/135/150 SW13	200	135/150	50/65	60/75	20		9650071740	4061245130309
JC2-KB Plus 8x240/175/190 SW13	240	175/190	50/65	60/75	20		9650071742	4061245130316
JC2-KB Plus 10x60/5 SW15*)	60	5	55	65	25		9650071744	4061245074719
JC2-KB Plus 10x70/15 SW15*)	70	15	55	65	25		9650071750	4061245074726
JC2-KB Plus 10x80/10/25 SW15*)	80	10/25	55/70	65/80	25		9650071756	4061245074795
JC2-KB Plus 10x90/5/35 SW15*)	90	5/35	55/85	65/95	25		9650071762	4061245074733
JC2-KB Plus 10x100/15/45 SW15*)	100	15/45	55/85	65/95	25		9650071765	4061245074740
JC2-KB Plus 10x120/35/65 SW15*)	120	35/65	55/85	65/95	25		9650071771	4061245074757
JC2-KB Plus 10x140/55/85 SW15*)	140	55/85	55/85	65/95	25		9650071777	4061245074764
JC2-KB Plus 10x160/75/105 SW15*)	160	75/105	55/85	65/95	25		9650071783	4061245074771
JC2-KB Plus 10x200/115/145 SW15*)	200	115/145	55/85	65/95	25		9650071779	4061245130323
JC2-KB Plus 10x240/155/185 SW15*)	240	155/185	55/85	65/95	25		9650071781	4061245130330
JC2-KB Plus 14x75/10 SW21*)	75	15/45	65	75	20		9650071785	4061245074900
JC2-KB Plus 14x100/15/35 SW21*)	100	15/35	65/85	75/95	10		9650071811	4061245074917
JC2-KB Plus 14x110/25/45 SW24*)	110	25/45	65/85	75/95	10		9650071817	4061245076010
JC2-KB Plus 14x130/15/65 SW21*)	130	15/65	65/115	75/125	10		9650071826	4061245074924
JC2-KB Plus 14x130/15/65 SW24*)	130	15/65	65/115	75/125	10		9650071827	4061245076027
JC2-KB Plus 14x150/35/85 SW21*)	150	35/85	65/115	75/125	10		9650071839	4061245074931

*)Also included in the Z-21.8-2136

Concrete screw JC2-ST Plus

Cross references	page
Cordless impact screwdriver ASCD	140
Cordless hammer drill ABH	141
Hammer drill SDS plus®	144
Bit hexalobular TX30	146
Cleaning brush	156
Blow-out pump	155

Application range

- ETA-approved concrete screw for cracked and uncracked concrete
- Suitable for dry indoor conditions
- Fastening of e.g.:
  - Facade scaffolds
  - Temporary fastenings
  - Contact surfaces
  - Shelves
  - Cable racks
  - Hand rails
  - Battens

Characteristics

- Zinc-plated steel
- Countersunk head, hexalobular drive
- Self-tapping approved screw anchor for push-trough installation
- No expansion therefore small edge and centre distances possible
- Completely removable

Notice

Characteristic values apply to the compression strength of C20/25 concrete. Design load of an anchor for centric tension in cracked concrete.

The load values in these tables are based on concrete C20/25, $f_{ck,cube}$ = 25 N/mm²; correct installation; no influence of centre and edge distances; observe the minimum thickness of the base material.base material

Technical specifications

TX25 TX30 TX45 TX50

Certifications

ETA-17/1009 ETA-20/0446 Option 1 Z-21.8-2136 EPD

Base materials

Approved for
- Cracked concrete
- Uncracked concrete
- Pre-stressed hollow core slab

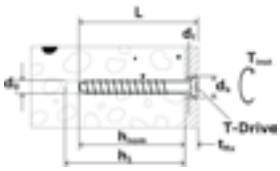

Parameters						Recommended loads uncracked concrete C20/25		Recommended loads cracked concrete C20/25	
Typ	d_f [mm]	Drive [mm]	d_0 [mm]	h_{ef} [mm]	T_{inst} [Nm]	N_{Rec} [kN]	V_{Rec} [kN]	N_{Rec} [kN]	V_{Rec} [kN]
ETA-17/1009 - approval according to EAD-330747-00-0601 for multiple fastening of non-structural systems in concrete									
JC2-ST 6 Plus	7.7 – 9.0	TX30	6	27.6/31.9	≤ 14	1.9/1.9	5.4	1.9/1.9	5.4
ETA-20/0446 - approval according to EAD-330232-02-0601 (option 1) for use in cracked and uncracked concrete									
JC2-ST 6 Plus	7.7 – 9.0	TX30	6	29.8/42.5	≤ 14	3.3/4.6	5.4	1.7/2.3	5.4
JC2-ST 8 Plus	10.8 – 12.0	TX45	8	39.2/51.9	≤ 45	5.7/8.8	10.9	3.2/6.0	10.9
JC2-ST 10 Plus	13.0 – 14.0	TX50	10	42.5/68.0	≤ 85	6.5/13.1	18.2	3.8/9.2	13.6/18.2

Order description	L [mm]	t_{fix} [mm]	h_{nom} [mm]	h_1 [mm]	PU [pieces]	Price/100 [EUR]	Article number	EAN
ETA-17/1009 - approval according to EAD-330747-00-0601 for multiple fastening of non-structural systems in concrete								
JC2-ST Plus 6x45/5/10 T30	45	5/10	35/40	45/50	100		9650071605	4061245075686
JC2-ST Plus 6x50/10/15 T30	50	10/15	35/40	45/50	100		9650071607	4061245075693
JC2-ST Plus 6x60/5/20 T30	60	20/25	35/40	45/50	100		9650071609	4061245005904
JC2-ST Plus 6x80/25/40 T30	80	40/45	35/40	45/50	100		9650071613	4061245074214
JC2-ST Plus 6x100/45/60 T30	100	60/65	35/40	45/50	50		9650071617	4061245005911
JC2-ST Plus 6x120/65/80 T30	120	80/85	35/40	45/50	50		9650071619	4061245075709
ETA-20/0446 - approval according to EAD-330232-02-0601 (option 1) for use in cracked and uncracked concrete								
JC2-ST Plus 6x45/5/10 T30	45	5/10	35/40	45/50	100		9650071605	4061245075686
JC2-ST Plus 6x50/10/15 T30	50	10/15	35/40	45/50	100		9650071607	4061245075693
JC2-ST Plus 6x60/5/20 T30	60	20/25	35/40	45/50	100		9650071609	4061245005904
JC2-ST Plus 6x80/25/40 T30	80	40/45	35/40	45/50	100		9650071613	4061245074214
JC2-ST Plus 6x100/45/60 T30	100	60/65	35/40	45/50	50		9650071617	4061245005911
JC2-ST Plus 6x120/65/80 T30	120	80/85	35/40	45/50	50		9650071619	4061245075709
JC2-ST Plus 8x60/10 T45	60	10	50	60	50		9650071855	4061245121000
JC2-ST Plus 8x80/15/30 T45	80	15/30	50/65	60/75	50		9650071861	4061245121024
JC2-ST Plus 8x100/35/50 T45	100	35/50	50/65	60/75	50		9650071872	4061245121048
JC2-ST Plus 10x70/15 T50*)	70	15	55	65	25		9650071884	4061245128368
JC2-ST Plus 10x90/5/35 T50*)	90	5/35	55/85	65/95	25		9650071888	4061245128375
JC2-ST Plus 10x100/15/45 T50*)	100	15/45	55/85	65/95	25		9650071890	4061245128382
JC2-ST Plus 10x120/35/65 T50*)	120	35/65	55/85	65/95	25		9650071894	4061245128399
***Also included in the Z-21.8-2136**								

Further lengths upon request

Concrete screw JC2-FR Plus

Cross references	page
Cordless impact screwdriver ASCD	140
Cordless hammer drill ABH	141
Hammer drill SDS plus®	144
Bit hexalobular TX30	146
Cleaning brush	156
Blow-out pump	155

Application range

- ETA-approved concrete screw for cracked and uncracked concrete
- Suitable for dry indoor conditions
- Fastening of e.g.:
  - Facade scaffolds
  - Temporary fastenings
  - Contact surfaces
  - Shelves
  - Cable racks
  - Hand rails
  - Battens

Characteristics

- Zinc-plated steel
- Truss head, hexalobular drive
- Self-tapping approved screw anchor for push-trough installation
- No expansion therefore small edge and centre distances possible
- Completely removable

Notice

Characteristic values apply to the compression strength of C20/25 concrete. Design load of an anchor for centric tension in cracked concrete.

The load values in these tables are based on concrete C20/25, $f_{ck,cube}$ = 25 N/mm²; correct installation; no influence of centre and edge distances; observe the minimum thickness of the base material.

Technical specifications

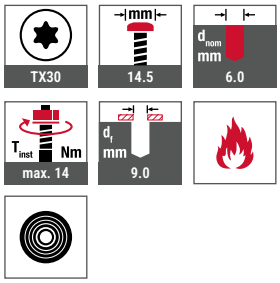

Certifications

Base materials

Approved for
- Cracked concrete
- Uncracked concrete
- Pre-stressed hollow core slab

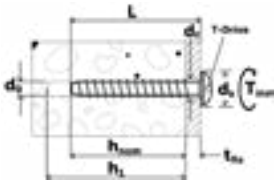

Parameters						Recommended loads uncracked concrete C20/25		Recommended loads cracked concrete C20/25	
Typ	d_f [mm]	Drive [mm]	d_0 [mm]	h_{ef} [mm]	T_{inst} [Nm]	N_{Rec} [kN]	V_{Rec} [kN]	N_{Rec} [kN]	V_{Rec} [kN]
ETA-17/1009 - approval according to EAD-330747-00-0601 for multiple fastening of non-structural systems in concrete									
JC2-FR Plus 6	7.7 – 9.0	TX30	6	27.6/31.9	≤ 14	1.9/1.9	5.4	1.9/1.9	5.4
ETA-20/0446 - approval according to EAD-330232-02-0601 (option 1) for use in cracked and uncracked concrete									
JC2-FR Plus 6	7.7 – 9.0	TX30	6	29.8/42.5	≤ 14	3.3/4.6	5.4	1.7/2.3	5.4

Order description	L [mm]	t_{fix} [mm]	h_{nom} [mm]	h_1 [mm]	PU [pieces]	Price/100 [EUR]	Article number	EAN
ETA-17/0835 – approval according to EAD 330232-00-0601 (option 1) for single fastening in concrete								
JC2-FR Plus 6x35/1 T30	36	1	35	45	50		9650071543	4061245075723
JC2-FR Plus 6x45/5/10 T30	45	5/10	35/40	45/50	50		9650071545	4061245063102
JC2-FR Plus 6x60/5/20 T30	60	20/25	35/40	45/50	50		9650071549	4061245047812
ETA-20/0446 - approval according to EAD-330232-02-0601 (option 1) for use in cracked and uncracked concrete								
JC2-FR Plus 6x45/5/10 T30	45	5	40	50	50		9650071545	4061245063102
JC2-FR Plus 6x60/5/20 T30	60	5/20	40/55	50/65	50		9650071549	4061245047812

Further lengths upon request

Concrete screw JC2-FR Plus (FL)

Cross references	page
Cordless impact screwdriver ASCD	140
Cordless hammer drill ABH	141
Hammer drill SDS plus®	144
Bit hexalobular TX30	146
Cleaning brush	156
Blow-out pump	155

Application range

- ETA-approved concrete screw for cracked and uncracked concrete
- Suitable for dry indoor conditions
- Fastening of e.g.:
  - Facade scaffolds
  - Seatings
  - Shelves
  - Cable racks
  - Handrails
  - Battens

Characteristics

- Zinc-plated steel
- Flat panhead, torx drive
- Self-tapping approved screw anchor for push-trough installation
- No expansion therefore small edge and centre distances possible
- Completely removable

Notice

Characteristic values apply to the compression strength of C20/25 concrete. Design load of an anchor for centric tension in cracked concrete.

The load values in these tables are based on concrete C20/25, $f_{ck,cube}$ = 25 N/mm²; correct installation; no influence of centre and edge distances; observe the minimum thickness of the base material.

Technical specifications

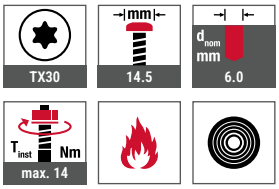

Certifications

Base materials

Approved for
- Cracked concrete
- Uncracked concrete
- Pre-stressed hollow core slab

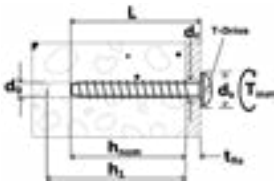

Parameters						Recommended loads uncracked concrete C20/25		Recommended loads cracked concrete C20/25	
Typ	d_f [mm]	Drive [mm]	d_0 [mm]	h_{ef} [mm]	T_{inst} [Nm]	N_{Rec} [kN]	V_{Rec} [kN]	N_{Rec} [kN]	V_{Rec} [kN]
ETA-17/1009 - approval according to EAD-330747-00-0601 for multiple fastening of non-structural systems in concrete									
JC2-FR Plus 6 (FL)	7.7 – 9.0	TX30	6	27.6/31.9	≤ 14	1.9/1.9	5.4	1.9/1.9	5.4
ETA-20/0446 - approval according to EAD-330232-02-0601 (option 1) for use in cracked and uncracked concrete									
JC2-FR Plus 6 (FL)	7.7 – 9.0	TX30	6	29.8/42.5	≤ 14	3.3/4.6	5.4	1.7/2.3	5.4

Order description	L [mm]	t_{fix} [mm]	h_{nom} [mm]	h_1 [mm]	PU [pieces]	Price/100 [EUR]	Article number	EAN
ETA-17/1009 - approval according to EAD-330747-00-0601 for multiple fastening of non-structural systems in concrete								
JC2-FR Plus 6x40/5 (FL) T30	40	5	35	45	50		9650071555	4061245114927
JC2-FR Plus 6x60/5/20 (FL) T30	60	20/25	35/40	45/50	50		9650071559	4061245114934
ETA-20/0446 - approval according to EAD-330232-02-0601 (option 1) for use in cracked and uncracked concrete								
JC2-FR Plus 6x60/5/20 (FL) T30	60	5/20	40/55	50/65	50		9650071559	4061245114934

Further lengths upon request

Concrete screw JC2-IT Plus

Cross references	page
Cordless impact screwdriver ASCD	140
Cordless hammer drill ABH	141
Hammer drill SDS plus®	144
Socket wrench insert SW13	147
Cleaning brush	156
Blow-out pump	155

Application range

- ETA-approved concrete screw for cracked and uncracked concrete
- Suitable for dry indoor conditions
- Fastening of e.g.:
  - Pipe brackets
  - Profile rails

Characteristics

- Zinc-plated steel
- Hexagon head SW13 with internal thread M8/M10
- Self-tapping approved screw anchor for push-in installation
- No expansion therefore small edge and centre distances possible
- Completely removable

Notice

Characteristic values apply to the compression strength of C20/25 concrete. Design load of an anchor for centric tension in cracked concrete.

The load values in these tables are based on concrete C20/25, $f_{ck,cube}$ = 25 N/mm²; correct installation; no influence of centre and edge distances; observe the minimum thickness of the base material.

Technical specifications

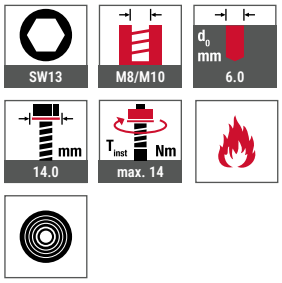

Certifications

Base materials

Approved for
- Cracked concrete
- Uncracked concrete
- Pre-stressed hollow core slab

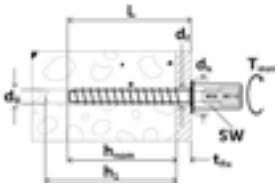

Parameters						Recommended loads uncracked concrete C20/25		Recommended loads cracked concrete C20/25	
Typ	d_f [mm]	Drive [mm]	d_0 [mm]	h_{ef} [mm]	T_{inst} [Nm]	N_{Rec} [kN]	V_{Rec} [kN]	N_{Rec} [kN]	V_{Rec} [kN]
ETA-17/1009 - approval according to EAD-330747-00-0601 for multiple fastening of non-structural systems in concrete									
JC2-IT 6 Plus	7.7 – 9.0	SW13	6	27.6/31.9	≤ 14	1.9/1.9	5.4	1.9/1.9	5.4
ETA-20/0446 - approval according to EAD-330232-02-0601 (option 1) for use in cracked and uncracked concrete									
JC2-IT 6 Plus	7.7 – 9.0	SW13	6	29.8/42.5	≤ 14	3.3/4.6	5.4	1.7/2.3	5.4

Order description	L [mm]	t_{fix} [mm]	h_{nom} [mm]	h_1 [mm]	PU [pieces]	Price/100 [EUR]	Article number	EAN
ETA-17/1009 - approval according to EAD-330747-00-0601 for multiple fastening of non-structural systems in concrete								
JC2-IT Plus 6x35 M8/M10x30 SW13	35	0	35	45	50		9650071513	4061245075716
JC2-IT Plus 6x45 M8/M10x30 SW13	45	5/10	35/40	45/50	50		9650071514	4061245074146
JC2-IT Plus 6x60 M8/M10x30 SW13	60	20/25	35/40	45/50	50		9650071519	4061245074153
ETA-20/0446 - approval according to EAD-330232-02-0601 (option 1) for use in cracked and uncracked concrete								
JC2-IT Plus 6x45 M8/M10x30 SW13	45	5	40	50	50		9650071514	4061245074146
JC2-IT Plus 6x60 M8/M10x30 SW13	60	5/20	40/55	50/65	50		9650071519	4061245074153

Further lengths upon request

Concrete screw JC2-ET Plus

Cross references	page
Cordless impact screwdriver ASCD	140
Cordless hammer drill ABH	141
Hammer drill SDS plus®	144
Socket wrench insert SW13	147
Cleaning brush	156
Blow-out pump	155

Application range

> ETA-approved concrete screw for cracked and uncracked concrete
> Suitable for dry indoor conditions
> Fastening of e.g.:
  > Pipe brackets
  > Profile rails

Characteristics

> External M8 metric thread
> Hexagonal SW13 drive
> ETA-approved concrete screw for cracked and uncracked concrete
> Self-tapping approved screw anchor for push-in installation
> No expansion therefore small edge and centre distances possible
> Completely removable
> For dry indoor use

Notice

Characteristic values apply to the compression strength of C20/25 concrete. Design load of an anchor for centric tension in cracked concrete.

The load values in these tables are based on concrete C20/25, $f_{ck,cube}$ = 25 N/mm²; correct installation; no influence of centre and edge distances; observe the minimum thickness of the base material.

Technical specifications

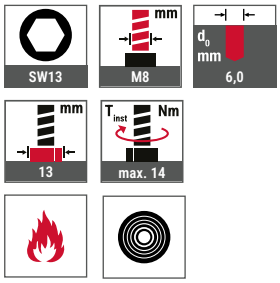

Certifications

Base materials

Approved for
> Cracked concrete
> Uncracked concrete
> Pre-stressed hollow core slab

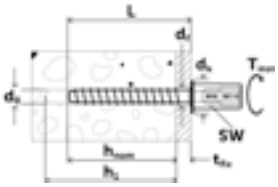

Parameters						Recommended loads uncracked concrete C20/25		Recommended loads cracked concrete C20/25	
Typ	d_f [mm]	Drive [mm]	d_0 [mm]	h_{ef} [mm]	T_{inst} [Nm]	N_{Rec} [kN]	V_{Rec} [kN]	N_{Rec} [kN]	V_{Rec} [kN]
ETA-17/1009 - approval according to EAD-330747-00-0601 for multiple fastening of non-structural systems in concrete									
JC2-ET Plus 6	7.7 – 9.0	SW13	6	27.6	≤ 14	1.9/1.9	5.4	1.9/1.9	5.4
ETA-20/0446 - approval according to EAD-330232-02-0601 (option 1) for use in cracked and uncracked concrete									
JC2-ET Plus 6	7.7 – 9.0	SW13	6	29.8/42.5	≤ 14	3.3/4.6	5.4	1.7/2.3	5.4

Order description	L [mm]	t_{fix} [mm]	h_{nom} [mm]	h_1 [mm]	PU [pieces]	Price/100 [EUR]	Article number	EAN
JC2-ET Plus 6x35 M8 SW13	35	0	35	45	100		9650071529	4061245131153
JC2-ET Plus 6x60 M8 SW13	60	5/20	40/55	50/65	50		9650071541	4061245131160

Further lengths upon request

CG Checking Gauge

Application range

> Tool for measuring concrete screw reusability with temporary bracing applications like for concrete molds.

Characteristics

> CG Checking Gauge is used for checking of JC2 Plus 10 and JC2 Plus 14 concrete screws

Certifications

Ü
Z-21.8-2136

Cross references	page
JC2-KB Plus 10	52
JC2-KB Plus 14	52
JC2-ST Plus 10	54
JC2-ST Plus 14	54

Order description	PU [pieces]	Price/100 [EUR]	Article number	EAN
CG+ JC2 Plus 10 Checking Gauge	1		9650079363	4061245130804
CG+ JC2 Plus 14 Checking Gauge	1		9650079366	4061245130811

Filling washer set VFS

Cross references	page
JC2 Plus	52
JC2 Plus ZA	42
Multifix SE1000 Seismic	92
Multifix HSF Seismic	94
Multifix USF	98
Multifix USF Winter	100
Multifix USF Tropical	102

Application range

> For seismic applications
> Filling Washer is used for filling the gap between fixture and concrete screw after it has been set. After installation, the Multifix resin is injected using the mixer reducer tip (included) until resin seeps out.

Characteristics

> Zinc plated steel
> Fill the gap between the fixture and the anchor
> The filling washer enables filling of the annular gap as the final step
> Larger holes are possible in the item being attached.
> Increased allowable shear loads under seismic loading
> Suitable for use with JC2 Plus and JC2 Plus ZA concrete screws as well as EJOT injection resins

Notice

When selecting a JC2 Plus concrete screw, please note that the use of the filling washer reduces the fixture thickness t_{fix} of the concrete screw.

Technical specifications

JC2 Plus / JC2 Plus ZA	8	10	14
Filling washer size	26x12x5	28x14x5	34x17x5
Reduction of fixture thickness t_{fix}	t_{fix} -5 mm	t_{fix} -5 mm	t_{fix} -5 mm

Order description	Outer diameter [mm]	Thickness [mm]	Suitable thread	Content	Price/100 [EUR]	Article number	EAN
Filling washer set VFS M10 [suitable for JC2 Plus 8 mm]	34	5	M10	20 washers, 10 mixer reducer tips		8660000019	4061245112527
Filling washer set VFS M12 [suitable for JC2 Plus 10 mm]	34	5	M12	20 washers, 10 mixer reducer tips		8660000018	4061245112534
Filling washer set VFS M16 [suitable for JC2 Plus 14 mm]	34	5	M16	10 washers, 5 mixer reducer tips		8660000017	4061245112541



LIEBIG® anchoring products

The special fastening and anchoring solutions are suitable for various indoor and outdoor applications and meet high security requirements. In particular LIEBIG® undercut anchors stand for the highest tensile and shear load capacities. The mechanical gear cutting in the concrete enables a high load bearing capacity.

LIEBIG® Safety bolts and LIEBIG® undercut anchors

Product features and differences



Product overview LIEBIG® safety bolts and LIEBIG® Anchors(TM)

	LIEBIG® Safety Bolt S	LIEBIG® Safety Bolt B
Anchor		
Material	Galvanized zinc-plated steel	Galvanized zinc-plated steel
Application range	Steel structures, machinery, guard rails, automatic hub systems, railings, base plates, storage racks	Steel structures, machinery, crash barriers, car lifting systems, railings, base plate, storage racks
Mode of action	Friction locking	Friction locking
Cracked concrete EAD-330232-00-0601 (single fastening)	M6 – M12	M6 – M12
Uncracked concrete	M6 – M12	M6 – M12
Certifications	ETA-06/0108 Option 1	ETA-06/0108 Option 1
Earthquakes	–	–
Fire protection		
Civil protection	–	–
Type of load	static	static
Recommended tensile load	2.4 - 24.0 kN	2.4 - 24.0 kN
Recommended shear load	8.6 - 54.9 kN	8.6 - 54.9 kN

LIEBIG® Safety Bolt S	LIEBIG® Anchor™ AB	LIEBIG® Anchor™ AS
Galvanized zinc-plated steel	Zinc-plated 8.8 carbon steel	Zinc-plated 8.8 carbon steel
Steel structures, machinery guard rails, railings, base plates, storage racks	Steel baseplates, columns and structural steel beams	Steel baseplates, columns and structural steel beams
Friction locking	Friction locking	Friction locking
M6 – M8	M12	M8 – M10
M6 – M8	M12	M8 – M10
ETA-06/0108 Option 1	ETA-06/0123 Option 1	ETA-06/0123 Option 1
–	–	–
	–	–
–	–	–
static	static	static
2.4 - 24.0 kN	2.4 - 24.0 kN	2.4 - 24.0 kN
8.6 - 54.9 kN	8.6 - 34.3 kN	8.6 - 34.3 kN

LIEBIG® Safety bolt S

Cross references	page
Cordless hammer drill ABH	141
Hammer drill SDS plus®	144
Installation tool through bolt	152
Torque wrench	149
Socket wrench	148
Cleaning brush	156
Blow-out pump	155

Application range

> Steel structures
> Machinery
> Guard rails
> Automatic hub systems
> Railings
> Base plates
> Storage racks

Characteristics

> Safety bolt with hexagon screw
> Zinc-plated steel
> Torque-controlled heavy-duty anchor with double cone for push-through installation
> Suitable for heavy loads due to optimum frictional resistance Cylindrical, wide expansion zone of the sleeve along the whole length
> With dome-shaped washers for visual assembly inspection
> For dry indoor and temporary outdoor use
> Removable

Notice

The load values in these tables are based on concrete C20/25, $f_{ck,cube}$ = 25 N/mm²; correct installation; no influence of centre and edge distances; observe the minimum thickness of the base material.

Technical specifications

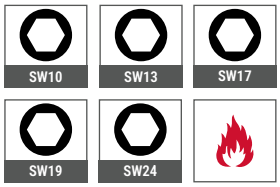

Certifications

Base materials

Approved for
> Cracked concrete
> Uncracked concrete

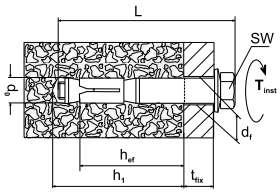

Characteristic values						Recommended loads uncracked concrete C20/25		Recommended loads cracked concrete C20/25	
Typ	d_f [mm]	SW [mm]	d_0 [mm]	h_{ef} [mm]	T_{inst} [Nm]	N_{Rec} [kN]	V_{Rec} [kN]	N_{Rec} [kN]	V_{Rec} [kN]
LIEBIG S M6-10/45/5	12	10	10	45	8	3	7.2	2.4	5.2
LIEBIG S M6-10/45/15	12	10	10	45	8	3	7.2	2.4	5.2
LIEBIG S M6-10/45/40	12	10	10	45	8	3	7.2	2.4	5.2
LIEBIG S M8-12/55/5	14	13	12	55	20	4.8	9.8	3.6	7.0
LIEBIG S M8-12/55/15	14	13	12	55	20	4.8	9.8	3.6	7.0
LIEBIG S M8-12/55/40	14	13	12	55	20	4.8	9.8	3.6	7.0
LIEBIG S M10-15/70/5	17	17	15	70	60	9.5	22.3	7.6	20.1
LIEBIG S M10-15/70/15	17	17	15	70	60	9.5	22.3	7.6	20.1
LIEBIG S M10-15/70/40	17	17	15	70	60	9.5	22.3	7.6	20.1
LIEBIG S M12-20/80/5	21	19	20	80	90	17.1	34.3	12.3	24.5
LIEBIG S M12-20/80/15	21	19	20	80	90	17.1	34.3	12.3	24.5
LIEBIG S M12-20/80/40	21	19	20	80	90	17.1	34.3	12.3	24.5

Order description	Nominal size [mm]	L [mm]	d_0 [mm]	h_1 [mm]	t_{fix} [mm]	PU [pieces]	Price/100 [EUR]	Article number	EAN
LIEBIG S M6-10/45/5	M6	70	10	60	5	50		9650045105	4061245005683
LIEBIG S M6-10/45/15	M6	80	10	60	15	50		9650045115	4061245005676
LIEBIG S M6-10/45/40	M6	105	10	60	40	50		9650045140	4061245005669
LIEBIG S M8-12/55/5	M8	80	12	70	5	25		9652055105	4061245001043
LIEBIG S M8-12/55/15	M8	90	12	70	15	25		9652055115	4061245001036
LIEBIG S M8-12/55/40	M8	115	12	70	40	25		9652055140	4061245001029
LIEBIG S M10-15/70/5	M10	95	15	85	5	25		9655070105	4061245000459
LIEBIG S M10-15/70/15	M10	105	15	85	15	25		9655070115	4061245000442
LIEBIG S M10-15/70/40	M10	130	15	85	40	10		9655070140	4061245000435
LIEBIG S M12-20/80/5	M12	113	20	100	5	10		9650080105	4061245001531
LIEBIG S M12-20/80/15	M12	123	20	100	15	10		9650080115	4061245001524
LIEBIG S M12-20/80/40	M12	148	20	100	40	10		9650080140	4061245001517

Further lengths and A4 versions upon request

LIEBIG® Safety bolt B

Cross references	page
Cordless hammer drill ABH	141
Hammer drill SDS plus®	144
Installation tool through bolt	152
Torque wrench	149
Socket wrench	148
Cleaning brush	156
Blow-out pump	155

Application range

> Steel structures
> Machinery
> Guard rails
> Automatic hub systems
> Railings
> Base plates
> Storage racks

Characteristics

> Safety bolt with threaded bolt and nut
> Zinc-plated steel
> Torque-controlled heavy-duty anchor with double cone for push-through installation
> Suitable for heavy loads due to optimum frictional resistance
> Cylindrical, wide expansion zone of the sleeve along the whole length
> With dome-shaped washers for visual assembly inspection
> For dry indoor and temporary outdoor use
> Removable

Notice

The load values in these tables are based on concrete C20/25, $f_{ck,cube}$ = 25 N/mm²; correct installation; no influence of centre and edge distances; observe the minimum thickness of the base material.

Technical specifications

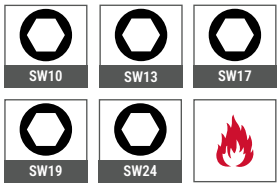

Certifications

Base materials

Approved for
> Cracked concrete
> Uncracked concrete

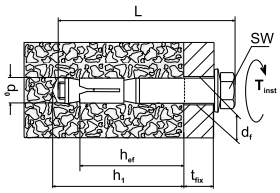

Characteristic values						Recommended loads uncracked concrete C20/25		Recommended loads cracked concrete C20/25	
Typ	d_f [mm]	SW [mm]	d_0 [mm]	h_{ef} [mm]	T_{inst} [Nm]	N_{Rec} [kN]	V_{Rec} [kN]	N_{Rec} [kN]	V_{Rec} [kN]
LIEBIG B M6-10/45/5	12	10	10	45	8	3.0	7.2	2.4	5.2
LIEBIG B M6-10/45/15	12	10	10	45	8	3.0	7.2	2.4	5.2
LIEBIG B M6-10/45/40	12	10	10	45	8	3.0	7.2	2.4	5.2
LIEBIG B M8-12/55/5	14	13	12	55	15	4.8	9.8	3.6	7.0
LIEBIG B M8-12/55/15	14	13	12	55	15	4.8	9.8	3.6	7.0
LIEBIG B M8-12/55/40	14	13	12	55	15	4.8	9.8	3.6	7.0
LIEBIG B M8-12/55/65	14	13	12	55	15	4.8	9.8	3.6	7.0
LIEBIG B M8-12/55/100	14	13	12	55	15	4.8	9.8	3.6	7.0
LIEBIG B M10-15/70/5	17	17	15	70	40	9.5	22.3	7.6	20.1
LIEBIG B M10-15/70/15	17	17	15	70	40	9.5	22.3	7.6	20.1
LIEBIG B M10-15/70/40	17	17	15	70	40	9.5	22.3	7.6	20.1
LIEBIG B M10-15/70/65	17	17	15	70	40	9.5	22.3	7.6	20.1
LIEBIG B M10-15/70/100	17	17	15	70	40	9.5	22.3	7.6	20.1
LIEBIG B M12-20/80/5	21	19	20	80	70	17.1	34.3	12.3	24.5
LIEBIG B M12-20/80/15	21	19	20	80	70	17.1	34.3	12.3	24.5
LIEBIG B M12-20/80/40	21	19	20	80	70	17.1	34.3	12.3	24.5
LIEBIG B M12-20/80/65	21	19	20	80	70	17.1	34.3	12.3	24.5
LIEBIG B M12-20/80/100	21	19	20	80	70	17.1	34.3	12.3	24.5

Order description	Nominal size [mm]	L [mm]	d_0 [mm]	h_1 [mm]	t_{fix} [mm]	PU [pieces]	Price/100 [EUR]	Article number	EAN
LIEBIG B M6-10/45/5	M6	70	10	60	5	50		9650045005	4061245005713
LIEBIG B M6-10/45/15	M6	80	10	60	15	50		9650045015	4061245005706
LIEBIG B M6-10/45/40	M6	105	10	60	40	50		9650045040	4061245005690
LIEBIG B M8-12/55/5	M8	85	12	70	5	25		9652055005	4061245001098
LIEBIG B M8-12/55/15	M8	95	12	70	15	25		9652055015	4061245001081
LIEBIG B M8-12/55/40	M8	120	12	70	40	25		9652055040	4061245001074
LIEBIG B M8-12/55/65	M8	145	12	70	65	25		9652055065	4061245001067
LIEBIG B M8-12/55/100	M8	180	12	70	100	25		9652055100	4061245001050
LIEBIG B M10-15/70/5	M10	100	15	85	5	25		9655070005	4061245000503
LIEBIG B M10-15/70/15	M10	110	15	85	15	25		9655070015	4061245000497
LIEBIG B M10-15/70/40	M10	135	15	85	40	10		9655070040	4061245000480
LIEBIG B M10-15/70/65	M10	160	15	85	65	10		9655070065	4061245000473
LIEBIG B M10-15/70/100	M10	195	15	85	100	10		9655070100	4061245000466
LIEBIG B M12-20/80/5	M12	120	20	100	5	10		9650080005	4061245001593
LIEBIG B M12-20/80/15	M12	130	20	100	15	10		9650280015	4061245001142
LIEBIG B M12-20/80/40	M12	155	20	100	40	10		9650080040	4061245001562
LIEBIG B M12-20/80/65	M12	180	20	100	65	10		9650080065	4061245001555
LIEBIG B M12-20/80/100	M12	215	20	100	100	10		9650080100	4061245001548

Further lengths and A4 versions upon request

LIEBIG® Safety bolt SK

Cross references	page
Cordless hammer drill ABH	141
Hammer drill SDS plus®	144
Installation tool through bolt	152
Torque wrench	149
Socket wrench	148
Cleaning brush	156
Blow-out pump	155

Application range

> Steel structures
> Machinery
> Guard rails
> Railings
> Base plates
> Storage racks

Characteristics

> Safety bolt with countersunk screw
> Zinc-plated steel
> Torque-controlled heavy-duty anchor with double cone for push-through installation
> Suitable for heavy loads thanks to the optimum frictional resistance
> Cylindrical, wide expansion zone of the sleeve along the whole length
> For dry indoor use
> Removable

Notice

The load values in these tables are based on concrete C20/25, $f_{ck,cube}$ = 25 N/mm²; correct installation; no influence of centre and edge distances; observe the minimum thickness of the base material.

Technical specifications

Certifications

ETA-06/0123 Option 1

Base materials

Approved for
> Cracked concrete
> Uncracked concrete

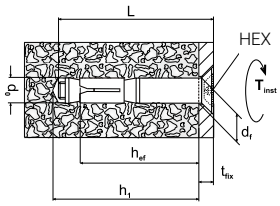

Characteristic values						Recommended loads uncracked concrete C20/25		Recommended loads cracked concrete C20/25	
Typ	d_f [mm]	HEX [mm]	d_0 [mm]	h_{ef} [mm]	T_{inst} [Nm]	N_{Rec} [kN]	V_{Rec} [kN]	N_{Rec} [kN]	V_{Rec} [kN]
M6-10/45/15	12	4	10	45	12	3.0	7.2	2.4	5.2
M6-10/45/40	12	4	10	45	12	3.0	7.2	2.4	5.2
M8-12/55/15	14	5	12	55	20	4.8	9.8	3.6	7.0
M8-12/55/40	14	5	12	55	20	4.8	9.8	3.6	7.0

Order description	Nominal size [mm]	L [mm]	d_0 [mm]	h_1 [mm]	t_{fix} [mm]	d_k [mm]	k [mm]	HEX [mm]	PU [pieces]	Price/100 [EUR]	Article number	EAN
LIEBIG SK M6-10/45/15	M6	70	10	60	15	20	5.5	4	50		9650045415	4061245005591
LIEBIG SK M6-10/45/40	M6	95	10	60	40	20	5.5	4	50		9650045440	4061245005584
LIEBIG SK M8-12/55/15	M8	85	12	70	15	20	6.5	5	25		9652055415	4061245000947
LIEBIG SK M8-12/55/40	M8	110	12	70	40	24	6.5	5	25		9652055440	4061245000930

Further lengths and A4 versions upon request

LIEBIG® Anchor™ AB

Application range

> Fixing down of steel baseplates, columns and structural steel beams

Characteristics

> Hex head screw and domed washer
> Zinc-plated 8.8 carbon steel
> Torque-controlled single-cone heavy duty anchor for push-through installations
> When through bolts are not enough. Similar to Safety Bolt but with a single cone
> Equipped with domed washers providing visual installation control
> ETA approved for cracked and uncracked concrete
> ZP for dry indoor and temporary outdoor use

Technical specifications

SW19 SW24

Certifications

ETA-06/0123 Option 1

Base materials

Approved for
> Cracked concrete
> Uncracked concrete

Cross references	page
Cordless hammer drill ABH	141
Hammer drill SDS plus®	144
Installation tool through bolt	152
Torque wrench	149
Socket wrench	148
Cleaning brush	156
Blow-out pump	155

Characteristic values					Recommended loads uncracked concrete C20/25		Recommended loads cracked concrete C20/25	
Typ	d_f [mm]	d_0 [mm]	h_{ef} [mm]	T_{inst} [Nm]	N_{Rec} [kN]	V_{Rec} [kN]	N_{Rec} [kN]	V_{Rec} [kN]
M12-20/80/40	21	20	80	50	17.1	34.3	12.3	24.5
M12-20/80/65	21	20	80	50	17.1	34.3	12.3	24.5

Order description	Nominal size [mm]	L [mm]	d_0 [mm]	h_1 [mm]	t_{fix} [mm]	PU [pieces]	Price/100 [EUR]	Article number	EAN
LIEBIG Anchor AB M12-20/80/40	M12	215	20	100	40	10		9650080640	4061245001364
LIEBIG Anchor AB M12-20/80/65	M12	180	20	100	65	10		9650080665	4061245001357

Further lengths and A4 versions upon request

LIEBIG® Anchor™ AS

Application range

> Fixing down of steel baseplates, columns and structural steel beams

Characteristics

> Hex head screw and domed washer
> Zinc-plated 8.8 carbon steel
> Torque-controlled single-cone heavy duty anchor for push-through installations
> When through bolts are not enough. Similar to Safety Bolt but with a single cone
> Equipped with domed washers providing visual installation control
> ETA approved for cracked and uncracked concrete.
> ZP for dry indoor and temporary outdoor use

Technical specifications

SW19 SW24 Rost frei STAINLESS STEEL

Certifications

ETA-06/0123 Option 1

Base materials

Approved for
> Cracked concrete
> Uncracked concrete

Cross references	page
Cordless hammer drill ABH	141
Hammer drill SDS plus®	144
nstallation tool through bolt	152
Torque wrench	149
Socket wrench	148
Cleaning brush	156
Blow-out pump	155

Characteristic values						Recommended loads uncracked concrete C20/25		Recommended loads cracked concrete C20/25	
Typ	d_f [mm]	SW [mm]	d_0 [mm]	h_{ef} [mm]	T_{inst} [Nm]	N_{Rec} [kN]	V_{Rec} [kN]	N_{Rec} [kN]	V_{Rec} [kN]
M8-12/55/40	14	13	12	55	20	4.8	9.8	3.6	7.0
M10-15/65/15	17	17	15	65	50	9.5	22.3	7.6	18.0

Order description	Nominal size [mm]	L [mm]	d_0 [mm]	h_1 [mm]	t_{fix} [mm]	PU [pieces]	Price/100 [EUR]	Article number	EAN
LIEBIG Anchor AS M8-12/55/40	M8	90	12	70	40	25		9652055740	4061245112381
LIEBIG Anchor AS M10-15/65/15	M10	105	15	85	15	25		9655065715	4061245112398

Further lengths and A4 versions upon request

Product overview LIEBIG® undercut anchors SUPERPLUS

	Self-undercutting anchor LIEBIG®SUPERPLUS BLS	Self-undercutting anchor LIEBIG® SUPERPLUS BLS A4	Self-undercutting anchor LIEBIG® SUPERPLUS BLS-P	Self-undercutting anchor LIEBIG® SUPERPLUS SLS A4
Anchor				
Material	Galvanized zinc-plated steel	A4 stainless steel	Galvanized zinc-plated steel	A4 stainless steel
Application range	Power plants, crash barriers, machines, base plate, for dynamic and seismic loads, small spacings and edge distances	Power plants, crash barriers, machines, base plate, for dynamic and seismic loads, small spacings and edge distances	Elevators, power plants, safety and crash barriers, highly stressed pipeline systems, facade fixings on slender components, tunnel ventilation systems, cranes and crane runways, machines, base plates	Power plants, guard rails Machinery, base plates, for dynamic and seismic loads, small edge and centre distances
Mode of action	Form fit	Form fit	Form fit	Form fit
Cracked concrete ETAG-001-1 (single fastening)	M8 - M16	M8 - M16	M8 - M16	M8 - M16
Uncracked concrete	M8 - M16	M8 - M16	M8 - M16	M8 - M16
Certifications	ETA-01/0011	ETA-01/0011	ETA-01/0011	ETA-01/0011
Earthquakes				
Fire protection				
Civil protection	–	–	–	–
Type of load	static	static	static	static
Recommended tensile load	4.3 - 83.7 kN	4.3 - 83.7 kN	4.3 - 83.7 kN	4.3 - 83.7 kN
Recommended shear load	23.7 - 67.4 kN	23.7 - 67.4 kN	23.7 - 67.4 kN	23.7 - 67.4 kN

Self-undercutting anchor LIEBIG® SUPERPLUS SKLS A4	Self-undercutting anchor LIEBIG® SUPERPLUS ILS	Step Iron Anchor LIEBIG® SUPERPLUS A4	Lightning protection anchor LIEBIG® SUPERPLUS BLS M8-14 A4
A4 stainless steel	Galvanized zinc-plated steel	A4 stainless steel	A4 stainless steel
Elevators, power plants, safety and crash barriers, highly stressed pipe-line systems, facade fixings on slen-der components, tunnel ventilation systems, cranes and crane runways, machines, base plates	Machine and base plates small spacings and edge distances	Step iron fixings as per DIN 1211-3 / DIN 1212-3	Retrofitted grounding systems
Form fit	Form fit	Form fit	Form fit
M8 - M16	M8 (no ETA)	M8	No ETA
M8 - M16	M8 (no ETA)	M8	No ETA
ETA-01/0011	–	ETA-01/0011	–
	–	–	–
	–		–
–	–	–	–
static	static	static	–
4.3 - 66.3 kN	4.3 - 16.8 kN (no ETA)	4.3 - 16.8 kN	–
23.7 - 67.4 kN	23.7 kN	23.7 kN	–

LIEBIG® self-undercutting anchor SUPERPLUS BLS

Cross references	page
Cordless hammer drill ABH	141
Hammer drill SDS plus®	144
Installation tool through bolt	152
Torque wrench	149
Socket wrench	148
Cleaning brush	156
Blow-out pump	155

Application range

> Power plants
> Guard rails
> Machinery
> Base plates
> For dynamic and seismic loads
> Small spacings and edge distances

Characteristics

> Self-undercutting anchor with threaded bolt, nut and washer
> Zinc-plated steel
> Automatic self-undercutting, unique heavy-duty anchor for push through installation
> Simplest, quickest and safest solution on the market
> Cost-effective: No special drills, undercutting or setting tools required
> Minimal expansion forces allow for small centre and edge distances
> For dry indoor use
> Removable

Notice

The load values in these tables are based on concrete C20/25, $f_{ck,cube}$ = 25 N/mm²; correct installation; no influence of centre and edge distances; observe the minimum thickness of the base material.

Technical specifications

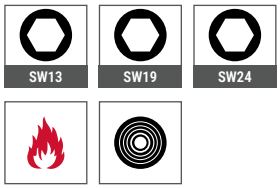

Certificiations

ETA-01/0011 Option 1

Base materials

Approved for
> Cracked concrete
> Uncracked concrete

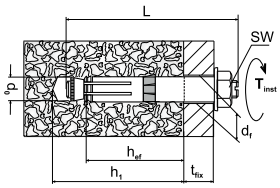

Characteristic values						Recommended loads uncracked concrete C20/25		Recommended loads cracked concrete C20/25	
Typ	d_f [mm]	HEX [mm]	d_0 [mm]	h_{ef} [mm]	T_{inst} [Nm]	N_{Rec} [kN]	V_{Rec} [kN]	N_{Rec} [kN]	V_{Rec} [kN]
LIEBIG SUPERPLUS BLS M8-14/80/25	16	13	14	80	25	13.9	23.7	7.6	23.7
LIEBIG SUPERPLUS BLS M12-20/80/15	21	19	20	80	80	17.2	34.4	11.9	24.6
LIEBIG SUPERPLUS BLS M12-20/80/30	21	19	20	80	80	17.2	34.4	11.9	24.6
LIEBIG SUPERPLUS BLS M16-25/150/30	26	24	25	150	180	44.1	67.4	23.8	63.0
LIEBIG SUPERPLUS BLS M16-25/200/40	26	24	25	200	180	59.8	67.4	35.7	67.4
LIEBIG SUPERPLUS BLS M16-25/200/60	26	24	25	200	180	59.8	67.4	35.7	67.4

Order description	Nominal size [mm]	L [mm]	d_0 [mm]	h_1 [mm]	t_{fix} [mm]	PU [pieces]	Price/100 [EUR]	Article number	EAN
LIEBIG SUPERPLUS BLS M8-14/80/25	M8	130	14	100	25	25		9654080025	4061245000756
LIEBIG SUPERPLUS BLS M12-20/80/15	M12	130	20	105	15	10		9650080015	4061245001586
LIEBIG SUPERPLUS BLS M12-20/80/30	M12	145	20	105	30	10		9650080030	4061245001579
LIEBIG SUPERPLUS BLS M16-25/150/30	M16	220	25	185	30	5		9655150030	4061245000091
LIEBIG SUPERPLUS BLS M16-25/200/40	M16	280	25	235	40	5		9655200040	4061245000039
LIEBIG SUPERPLUS BLS M16-25/200/60	M16	300	25	235	60	5		9655200060	4061245000022

Further lengths upon request

LIEBIG® self-undercutting anchor SUPERPLUS BLS A4

Cross references	page
Cordless hammer drill ABH	141
Hammer drill SDS plus®	144
Installation tool through bolt	152
Torque wrench	149
Socket wrench	148
Cleaning brush	156
Blow-out pump	155

Application range

> Power plants
> Guard rails
> Machinery
> Base plates
> For dynamic and seismic loads
> Small spacings and edge distances

Characteristics

> Self-undercutting anchor with threaded bolt, nut and washer
> A4-80 stainless steel
> Automatic self-undercutting, unique heavy-duty anchor for push through installation
> Simplest, quickest and safest solution on the market
> Cost-effective: No special drills, undercutting or setting tools required
> Minimal expansion forces allow for small centre and edge distances
> For indoor and outdoor areas, as well as industrial applications
> Removable

Notice

The load values in these tables are based on concrete C20/25, $f_{ck,cube}$ = 25 N/mm²; correct installation; no influence of centre and edge distances; observe the minimum thickness of the base material.

Technical specifications

SW16 SW19 SW24

Certifications

ETA-01/0011 Option 1

Base materials

Approved for
> Cracked concrete
> Uncracked concrete

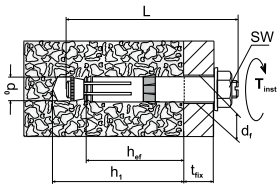

Characteristic values						Recommended loads uncracked concrete C20/25		Recommended loads cracked concrete C20/25	
Typ	d_f [mm]	SW [mm]	d_0 [mm]	h_{ef} [mm]	T_{inst} [Nm]	N_{Rec} [kN]	V_{Rec} [kN]	N_{Rec} [kN]	V_{Rec} [kN]
LIEBIG SUPERPLUS BLS M8-14/80/25 A4	16	16	14	80	25	13.1	24.0	5.7	24.0
LIEBIG SUPERPLUS BLS M12-20/80/15 A4	21	19	20	80	80	17.2	34.4	11.9	24.5
LIEBIG SUPERPLUS BLS M16-25/150/30 A4	26	24	25	150	180	44.1	67.4	28.6	63.0

Order description	Nominal size [mm]	L [mm]	d_0 [mm]	h_1 [mm]	t_{fix} [mm]	PU [pieces]	Price/100 [EUR]	Article number	EAN
LIEBIG SUPERPLUS BLS M8-14/80/25 A4	M8	130	14	100	25	25		9654080254	4061245000732
LIEBIG SUPERPLUS BLS M12-20/80/15 A4	M12	130	20	105	15	10		9650080154	4061245001500
LIEBIG SUPERPLUS BLS M16-25/150/30 A4	M16	220	25	185	30	5		9655150304	4061245000053

LIEBIG® SUPERPLUS BLS-P

Cross references	page
Cordless hammer drill ABH	141
Hammer drill SDS plus®	144
Installation tool through bolt	152
Torque wrench	149
Socket wrench	148
Cleaning brush	156
Blow-out pump	155

Application range

> Lifts
> Power plants (e.g. nuclear power)
> Safety barriers and guide rails
> Heavy-duty pipeline systems
> Facade attachments on slim components
> Tunnel ventilation equipment
> Cranes and crane runways
> Machinery
> Base plates

Characteristics

> Automatically self-undercutting, unique heavy duty anchor for pre-set installations
> Zinc-plated steel
> Simplest, quickest and safest solution on the market
> Economical: No special drill bits, undercut tools or setting tools
> Minimal expansion forces allow for small spacings and edge distances
> ZP for dry indoor and temporary outdoor use

Notice

The load values in these tables are based on concrete C20/25, $f_{ck,cube}$ = 25 N/mm²; correct installation; no influence of centre and edge distances; observe the minimum thickness of the base material.

Technical specifications

Certifications

ETA-01/0011 Option 1

Base materials

Also suitable for
> Concrete
> Uncracked concrete

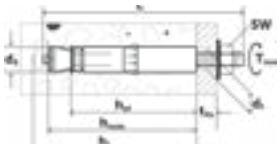

Characteristic values						Recommended loads uncracked concrete C20/25		Recommended loads cracked concrete C20/25	
Type	d_f [mm]	SW [mm]	d_0 [mm]	h_{ef} [mm]	T_{inst} [Nm]	N_{Rec} [kN]	V_{Rec} [kN]	N_{Rec} [kN]	V_{Rec} [kN]
LIEBIG SUPERPLUS BLS-P M12-20/80/15	14	19	20	80	80	17.2	19.3	11.9	19.3
LIEBIG SUPERPLUS BLS-P M12-20/150/30	14	19	20	150	80	32.1	19.3	19.0	19.3
LIEBIG SUPERPLUS BLS-P M16-25/150/40	18	24	25	150	180	44.1	35.9	23.8	35.9
LIEBIG SUPERPLUS BLS-P M16-25/200/40	18	24	25	200	180	59.8	35.9	35.7	35.9

Order description	Nominal size [mm]	L [mm]	d_0 [mm]	h_1 [mm]	PU [pieces]	Price/100 [EUR]	Article number	EAN
LIEBIG SUPERPLUS BLS-P M12-20/80/15	M12	135	20	105	10		9650180015	4061245001173
LIEBIG SUPERPLUS BLS-P M12-20/150/30	M12	220	20	175	10		9651150030	4061245001104
LIEBIG SUPERPLUS BLS-P M16-25/150/40	M16	240	25	185	5		9655250040	4061245000008
LIEBIG SUPERPLUS BLS-P M16-25/200/40	M16	290	25	235	5		9655210040	4061245000015

LIEBIG® self-undercutting anchor SUPERPLUS SLS A4

Cross references	page
Cordless hammer drill ABH	141
Hammer drill SDS plus®	144
Installation tool through bolt	152
Torque wrench	149
Socket wrench	148
Cleaning brush	156
Blow-out pump	155

Application range

> Power plants
> Guard rails
> Machinery
> Base plates
> For dynamic and seismic loads
> Small edge and centre distances

Base materials

Approved for
> Cracked concrete
> Uncracked concrete

Characteristics

> Self-undercutting anchor with hexagon screw and washer
> A4-80 stainless steel
> Automatic self-undercutting, unique heavy-duty anchor for push through installation
> Simplest, quickest and safest solution on the market
> Cost-effective: No special drills, undercutting or setting tools required
> Minimal expansion forces allow for small centre and edge distances
> For indoor and outdoor areas, as well as industrial applications

Technical data

Certifications

ETA-01/0011
Option 1

Base materials

Also suitable for
> Concrete
> Uncracked concrete

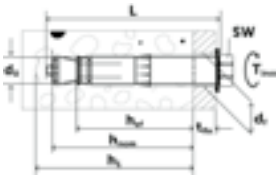

Characteristic values						Recommended loads uncracked concrete C20/25		Recommended loads cracked concrete C20/25	
Type	d_f [mm]	AF [mm]	d_0 [mm]	h_{ef} [mm]	T_{inst} [Nm]	N_{Rec} [kN]	V_{Rec} [kN]	N_{Rec} [kN]	V_{Rec} [kN]
LIEBIG SUPERPLUS SLS M8-14/40/15 A4	16	13	14	40	25	6.1	6.1	4.3	4.3
LIEBIG SUPERPLUS SLS M8-14/80/25 A4	16	13	14	80	25	13.9	23.7	7.6	23.7
LIEBIG SUPERPLUS SLS M12-20/80/15 A4	21	19	20	80	80	17.2	34.4	11.9	24.6

Order description	Nominal size [mm]	L [mm]	d_0 [mm]	h_1 [mm]	t_{fix} [mm]	PU [pieces]	Price/100 [EUR]	Article number	EAN
LIEBIG SUPERPLUS SLS M8-14/40/15 A4	M8	70	14	60	15	25		9653144015	4061245037806
LIEBIG SUPERPLUS SLS M8-14/80/25 A4	M8	120	14	100	25	25		9653148025	4061245037813
LIEBIG SUPERPLUS SLS M12-20/80/15 A4	M12	120	20	105	15	10		9653208015	4061245037820

LIEBIG® self-undercutting anchor SUPERPLUS SKLS A4

Cross references	page
Cordless hammer drill ABH	141
Hammer drill SDS plus®	144
Installation tool through bolt	152
Torque wrench	149
Socket wrench	148
Cleaning brush	156
Blow-out pump	155

Application range

> Power plants
> Guard rails
> Machinery
> Base plates
> For dynamic and seismic loads
> Small edge and centre distances

Characteristics

> Self-undercutting anchor with threaded bolt, countersunk screw and countersunk insert
> A4-80 stainless steel
> Automatic self-undercutting, unique heavy-duty anchor for push through installation
> Simplest, quickest and safest solution on the market
> Cost-effective: No special drills, undercutting or setting tools required
> Minimal expansion forces allow for small centre and edge distances
> For indoor and outdoor areas, as well as industrial applications

Technical data

Certifications

ETA-01/0011
Option 1

Base materials

Approved for
> Cracked concrete
> Uncracked concrete

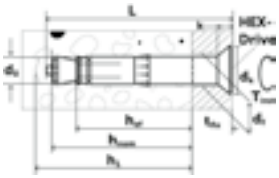

Characteristic values						Recommended loads uncracked concrete C20/25		Recommended loads cracked concrete C20/25	
Type	d_f [mm]	HEX [mm]	d_0 [mm]	h_{ef} [mm]	T_{inst} [Nm]	N_{Rec} [kN]	V_{Rec} [kN]	N_{Rec} [kN]	V_{Rec} [kN]
LIEBIG SUPERPLUS SKLS M8-14/80/25 A4	16	5	14	80	25	13.9	23.7	7.6	23.7
LIEBIG SUPERPLUS SKLS M12-20/80/15 A4	21	8	20	80	80	17.2	34.4	11.9	24.6

Order description	Nominal size [mm]	L [mm]	d_0 [mm]	h_1 [mm]	t_{fix} [mm]	PU [pieces]	Price/100 [EUR]	Article number	EAN
LIEBIG SUPERPLUS SKLS M8-14/80/25 A4	M8	120	14	100	25	25		9654148025	4061245037844
LIEBIG SUPERPLUS SKLS M12-20/80/15 A4	M12	120	20	105	15	10		9654208015	4061245037851

LIEBIG® self-undercutting anchor SUPERPLUS ILS

Cross references	page
Cordless hammer drill ABH	141
Hammer drill SDS plus®	144
Installation tool through bolt	152
Torque wrench	149
Socket wrench	148
Cleaning brush	156
Blow-out pump	155

Application range

> Machinery
> Base plates
> Small edge and centre distances

Base materials

Also suitable for
> Natural stone
> Uncracked concrete

Characteristics

> Galvanized zinc-plated steel
> With M8 internal thread
> Automatic self-undercutting, unique heavy-duty anchor for push through installation
> The easiest, quickest and simplest solution on the market.
> Cost-effective: No special drills, undercutting or setting tools required
> Minimal expansion forces allow for small centre and edge distances
> For dry indoor use

Technical data

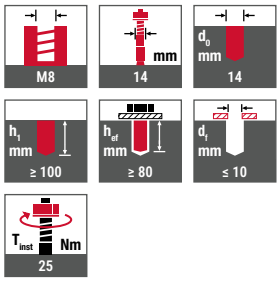

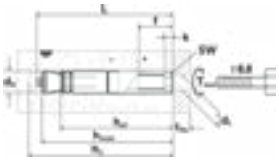

Characteristic values						Recommended loads uncracked concrete C20/25		Recommended loads cracked concrete C20/25	
Type	d_f [mm]	Thread [mm]	d_0 [mm]	h_{ef} [mm]	T_{inst} [Nm]	N_{Rec} [kN]	V_{Rec} [kN]	N_{Rec} [kN]	V_{Rec} [kN]
LIEBIG SUPERPLUS ILS M8-14/80	10	M8	14	80	25	13.9	8.6	7.6	8.6

Order description	Nominal size [mm]	L [mm]	d_0 [mm]	h_1 [mm]	PU [pieces]	Price/100 [EUR]	Article number	EAN
LIEBIG SUPERPLUS ILS M8-14/80	M8	95	14	100	25		9650814080	4061245001128

LIEBIG® lightning protection anchor SUPERPLUS BLS M8-14 A4

Cross references	page
Cordless hammer drill ABH	141
Hammer drill SDS plus®	144
Installation tool through bolt	152
Torque wrench	149
Socket wrench	148
Cleaning brush	156
Blow-out pump	155

Application range

> Retrofitted grounding systems

Characteristics

> A4 stainless steel
> Automatically self-undercutting, unique heavy duty anchor for pre-set installations
> Connected retrofitted grounding systems with reinforced bars in concrete structures
> A4 for indoor and outdoor areas, as well as industrial applications
> Removable

Notice

The load values in these tables are based on concrete C20/25, $f_{ck,cube}$ = 25 N/mm²; correct installation; no influence of centre and edge distances; observe the minimum thickness of the base material.

Technical specifications

Base materials

Also suitable for
> Concrete

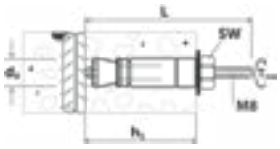

Order description	Nominal size [mm]	L [mm]	d_0 [mm]	h_1 [mm]	PU [pieces]	Price/100 [EUR]	Article number	EAN
LIEBIG lightning protection anchor BLS M8-14 A4	M8	85	14	40 ... 60	25		9650814085	4061245001111

LIEBIG® step iron anchor SUPERPLUS A4

Cross references	page
Cordless hammer drill ABH	141
Hammer drill SDS plus®	144
Installation tool through bolt	152
Torque wrench	149
Socket wrench	148
Cleaning brush	156
Blow-out pump	155

Application range

> Step iron fastenings as per DIN 1211-3 / DIN 1212-3

Characteristics

> A4 stainless steel
> Automatic self-undercutting, unique heavy-duty anchor for push through installation
> Used to attach step irons in wastewater revision chutes. The special plastic sleeves prevent contact corrosion between the step iron and the anchor
> Also easy to install in areas difficult to access.
> A4 for indoor and outdoor areas, as well as industrial applications
> Removable

Notice

The load values in these tables are based on concrete C20/25, $f_{ck,cube}$ = 25 N/mm²; correct installation; no influence of centre and edge distances; observe the minimum thickness of the base material.

Technical specifications

SW16

Certifications

ETA-01/0011
Option 1

Base materials

Approved for
> Cracked concrete
> Uncracked concrete

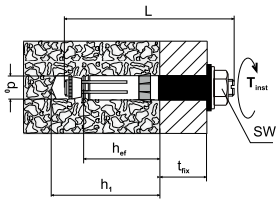

Installation process

Characteristic values						Recommended loads uncracked concrete C20/25		Recommended loads cracked concrete C20/25	
Typ	d_f [mm]	SW [mm]	d_0 [mm]	h_{ef} [mm]	T_{inst} [Nm]	N_{Rec} [kN]	V_{Rec} [kN]	N_{Rec} [kN]	V_{Rec} [kN]
LIEBIG step iron anchor BLS M8-14/40SD A4	16	16	14	40	25	6.1	6.1	4.3	4.3
LIEBIG step iron anchor BLS M8-14/60SA A4	16	16	14	60	25	6.1	6.1	4.3	4.3

Order description	Nominal size [mm]	L [mm]	d_0 [mm]	h_1 [mm]	t_{fix} [mm]	PU [pieces]	Price/100 [EUR]	Article number	EAN
LIEBIG step iron anchor BLS M8-14/40SD A4	M8	95	14	60	25	100		9650814040	4061245001135
LIEBIG step iron anchor BLS M8-14/60SA A4	M8	115	14	80	25	25		9650040060	4061245001630

EJOT®

LIEBIG® heavy-duty anchors

Fastening extremely heavy loads reliably into concrete!

When it comes to heavy duty anchors, you cannot get around the name LIEBIG. Since 1946, LIEBIG® has been well known for highest-level heavy fastenings! And since 2017, the brand LIEBIG® is part of the EJOT Group.
Above all, the LIEBIG® self-undercutting anchors stand for highest tensile and transverse strength. The extremely high load-bearing capacity is generated by the mechanical gear tooth system in concrete (form-fit).

www.ejot.com/liebig-heavy-duty-anchors

LIEBIG

LIEBIG® ULTRAPLUS ZP

Application range

The Ultraplus has a wide range of applications including:
> Nuclear power plants
> Water treatment plants
> Steel construction
> Industrial plants
> Petrochemical installations
> Cranes

Characteristics

> Heavy carbon steel zinc plated
> ETA approved for cracked and uncracked concrete
> Positive undercut anchor with strong mechanical interlock
> Instant loading and completely removable
> Push-through installation
> No expansion forces
> Extremely high tensile and shear capacity
> These lock into the undercut with a clearly audible click
> Reliable fixing for high loads
> High margin of safety due to positive undercutting
> The spring automatically compensates for tolerances in the fixture thickness
> Reduced edge distances and spacings

Technical specifications

Certificiations

ETA-04/0098 Option 1

Base materials

Approved for
> Cracked concrete
> Uncracked concrete

Characteristic values						Recommended loads uncracked concrete C20/25		Recommended loads cracked concrete C20/25	
Type	d_f [mm]	HEX [mm]	d_0 [mm]	h_{ef} [mm]	T_{inst} [Nm]	N_{Rec} [kN]	V_{Rec} [kN]	N_{Rec} [kN]	V_{Rec} [kN]
LIEBIG ULTRAPLUS M16-30/220/30	32	36	30	220	250	45.2	81	35.7	81
LIEBIG ULTRAPLUS M20-36/250/50	38	41	36	250	300	66.7	109.5	45.2	109.5
LIEBIG ULTRAPLUS M24-45/280/60	46	50	45	280	790	111.9	164.6	80.3	160.6
LIEBIG ULTRAPLUS M36-67/420/100	68	75	67	420	2000	206.6	378.6	147.6	295.1

Order description	Thread size [mm]	L [mm]	d_0 [mm]	h_1 [mm]	t_{fix} [mm]	PU [pieces]	Price/100 [EUR]	Article number	EAN
LIEBIG ULTRAPLUS M16-30/220/30	M16	220	30	300	30	1		9650220030	4061245133485
LIEBIG ULTRAPLUS M20-36/250/50	M20	250	36	330	50	1		9650250050	4061245133492
LIEBIG ULTRAPLUS M24-45/280/60	M24	280	45	410	60	1		9650280060	4061245133508
LIEBIG ULTRAPLUS M36-67/420/100	M36	420	67	570	100	1		9650420100	4061245133515

LIEBIG® ULTRAPLUS A4

Application range

The Ultraplus has a wide range of applications including:
> Nuclear power plants
> Water treatment plants
> Steel construction
> Industrial plants
> Petrochemical installations
> Cranes

Characteristics

> A4 stainless steel
> ETA approved for cracked and uncracked concrete
> Positive undercut anchor with strong mechanical interlock
> Instant loading and completely removable
> Push-through installation
> No expansion forces
> Extremely high tensile and shear capacity
> These lock into the undercut with a clearly audible click
> Reliable fixing for high loads
> High margin of safety due to positive undercutting
> The spring automatically compensates for tolerances in the fixture thickness
> Reduced edge distances and spacings

Technical specifications

Certificiations

ETA-04/0098 Option 1

Base materials

Approved for
> Cracked concrete
> Uncracked concrete

Characteristic values						Recommended loads uncracked concrete C20/25		Recommended loads cracked concrete C20/25	
Type	d_f [mm]	HEX [mm]	d_0 [mm]	h_{ef} [mm]	T_{inst} [Nm]	N_{Rec} [kN]	V_{Rec} [kN]	N_{Rec} [kN]	V_{Rec} [kN]
LIEBIG ULTRAPLUS M12-23/140/20 A4	24	24	23	140	80	28.6	48.3	19	48.3
LIEBIG ULTRAPLUS M16-30/220/30 A4	32	36	30	220	250	45.2	85.9	35.7	85.9
LIEBIG ULTRAPLUS M20-36/250/50 A4	38	41	36	250	300	66.7	123.5	45.2	123.5
LIEBIG ULTRAPLUS M24-45/280/60 A4	46	50	45	280	790	111.9	196	80.3	160.6
LIEBIG ULTRAPLUS M36-67/420/100 A4	68	75	67	420	2000	206.6	414	147.6	295.1

Order description	Thread size [mm]	L [mm]	d_0 [mm]	h_1 [mm]	t_{fix} [mm]	PU [pieces]	Price/100 [EUR]	Article number	EAN
LIEBIG ULTRAPLUS M12-23/140/20 A4	M12	140	23	190	20	1		9650140204	4061245133539
LIEBIG ULTRAPLUS M16-30/220/30 A4	M16	220	30	300	30	1		9650220304	4061245133522
LIEBIG ULTRAPLUS M20-36/250/50 A4	M20	250	36	330	50	1		9650250504	4061245133546
LIEBIG ULTRAPLUS M24-45/280/60 A4	M24	280	45	410	60	1		9650280604	4061245133553
LIEBIG ULTRAPLUS M36-67/420/100 A4	M36	420	67	570	100	1		9650421004	4061245133560

Chemical anchors

Chemical anchors are suitable for installing threaded rods and post-installed rebars in both indoor and outdoor applications. They are ideal where high load-bearing capacity, fire resistance, and reduced edge distances are required.

Multifix Range

Strong products for strong applications

Chemical anchors are primarily used for the installation of threaded rods and post-installed rebars. Thanks to their adhesive bonding Characteristics, they offer very high load-bearing capacity and are an excellent alternative to plastic and metallic anchors—especially where edge distances and anchor spacing are limited.

They can be used both indoors and outdoors and are suitable for a wide range of base materials, including cracked and uncracked concrete and masonry.

In addition, most chemical anchors are designed to provide fire resistance and can be used in seismic applications. Depending on the type of resin, they can also be installed in wet concrete and even in water-filled drill holes.



Product overview chemical anchors

	Injection system MULTIFIX SE1000 Seismic	Injection system MULTIFIX HSF	Injection system MULTIFIX SE500
Anchor			
Material	Pure epoxy resin	Urethane hybrid resin, styrene-free	Pure epoxy resin
Application range	Anchoring at high load level in cracked and uncracked concrete. Post-installed rebar applications.	Anchoring at high load level in cracked and uncracked concrete. Post-installed rebar applications.	Anchoring at medium level in cracked and uncracked concrete. Post installed rebar applications.
Cracked concrete (EAD 330232-00-0601)	M8 – M30 Ø 8 – 32 mm	M8 – M30 Ø 8 – 32 mm	M8 – M30 Ø 8 – 32 mm
Uncracked concrete (EAD 330232-00-0601)	M8 – M30 Ø 8 – 32 mm	M8 – M30 Ø 8 – 32 mm	M8 – M30 Ø 8 – 32 mm
Masonry	–	–	–
Post installed rebar (EAD 330087-01-0601)	Ø 8 – 40 mm	Ø 8 – 32 mm	Ø 8 – 40 mm
Technical specifications	C1 + C2	C1 + C2	
Approvals	ETA-20/1280 ETA-22/0365 ETA-23/1010	ETA-24/0646 ETA-24/0647 ETA-24/0648	ETA-26/0189 ETA-26/0190
Admissible tensile load [kN]	13.8 – 103.9	11.5 – 103.9	14.4 - 103.9
Admissible shear load [kN]	8.6 – 72.3	9.7 – 72.3	9.7 – 72.3

Injection system MULTIFIX USF	Injection system MULTIFIX USF Winter	Injection system MULTIFIX USF Tropical	Injection system MULTIFIX PSF+
Vinylester resin, styrene-free	Vinylester resin, styrene-free	Vinylester resin, styrene-free	Polyester resin, styrene free
Anchoring at medium load level in cracked and uncracked concrete and masonry. Post-installed rebar applications.	Anchoring at medium load level in cracked and uncracked concrete and masonry.	Anchoring at medium load level in cracked and uncracked concrete and masonry.	Anchoring at low load level in uncracked concrete.
M8 – M30 Ø 8 – 32 mm	M8 – M30 Ø 8 – 32 mm	M8 – M16 –	–
M8 – M30 Ø 8 – 32 mm	M8 - M30 Ø 8 – 32 mm	M8 – M30 Ø 8 – 32 mm	M8 – M24
M8 – M16	M8 – M16	M8 – M16	M8 – M16
Ø 8 – 32 mm	–	Ø 8 – 25 mm	–
C1	C1	C1 + C2	–
ETA-16/0089 ETA-16/0107 ETA-22/0704	ETA-16/0089 ETA-16/0107	ETA-26/0193 ETA-26/0194 ETA-26/0195	ETA-21/0089 ETA-22/0438
4.3 – 93.9	4.3 – 93.9	6.8 – 50.3	5.6 – 31.0
3.3 – 65.5	3.3 – 65.5	6.3 – 48.1	5.1 – 50.3

Injection system MULTIFIX SE1000 Seismic

Included in delivery

1 mortar cartridge
1 mixing nozzle

Cross references	page
Anchor rod	106
Cordless hammer drill ABH	141
Hammer drill SDS plus®	144
Applicator gun AP585 ml	154
Cleaning brush	156
Blow-out pump	155
Duster Expert SDS plus	157

Installation process

Technical data sheet

Application examples

> Designed for heavy-duty applications in concrete, including the installation of steel structures such as columns, beams, brackets, railings, gratings, sanitary equipment, stadium seating, pipe supports and cable management systems
> Also ideal for securing facades, awnings and storage racks
> Suitable for post-installed rebar applications in renovation, extension and retrofit projects.

Application range

Substrates:
> Cracked and uncracked concrete
Fastening elements:
> Threaded rods (galvanized and stainless steel)
> Post-Installed rebars
> Internal threaded anchor rods

Characteristics

> Premium pure epoxy 3:1 injection resin
> For heavy-duty applications
> Seismic action and fire exposure assessment
> Overhead installation
> Water-filled drill holes
> Fastening without expansion pressure, therefore small edge and center distances possible
> Very high chemical resistance
> Low odor development
> High flexural and compressive strength
> The cartridge can be used again until the end of its shelf life by replacing the static mixer or by closing it again with the original cap
> 100 years working life assessment

Notice

Please observe the corresponding approvals during planning and processing.

Applications

Technical specifications

C1 + C2

Certifications

ETA-20/1280 ETA-22/0365 ETA-23/1010

Installaton parameters

Anchor rod	d_0 [mm]	$h_{ef} = h_0$ min - max [mm]	T_{inst} ≤ [Nm]	Pre-set installation d_f [mm]	In-place installation d_f [mm]	h_{min} [mm]	S_{min} [mm]
M8	10	60 – 160	10	9	12	h_{ef} + 30 ≥ 100	40
M10	12	60 – 200	20	12	14	h_{ef} + 30 ≥ 100	50
M12	14	70 – 240	40*	14	16	h_{ef} + 30 ≥ 100	60
M16	18	80 – 320	60	18	20	h_{ef} + 2d_0	75
M20	22	90 – 400	100	22	24	h_{ef} + 2d_0	95
M24	28	96 – 480	170	26	30	h_{ef} + 2d_0	115
M27	30	108 – 540	250	30	33	h_{ef} + 2d_0	125
M30	35	120 - 600	300	33	40	h_{ef} + 2d_0	140

*Maximum installation torque for M12 with steel grade 4.6 is 35 Nm

Installation parameters

Temperature in base material	Maximum working time	Curing time in dry base material	Curing time in wet base material
0 °C to 4 °C	90 min	144h	288h
5 °C to 9 °C	80 min	48h	96h
10 °C to 14 °C	60 min	28h	56h
15 °C to 19 °C	40 min	18h	36h
20 °C to 24 °C	30 min	12h	24h
25 °C to 34 °C	12 min	9h	18h
25 °C to 39 °C	8 min	6h	12h
+40 °C	8 min	4h	8h
Cartridge temperature +5 °C to +40 °C			

Order description	Content [ml]	PU [pieces]	Price/1 [EUR]	Article number	EAN
Mortar cartridge SE1000 Seismic 585 ml	585	1		9571001000	4061245074788
Ordering information: Multifix SE1000 Seismic 585 ml incl. one mixing nozzle included in the scope of delivery					

Injection system MULTIFIX HSF Seismic

Included in delivery

1 mortar cartridge
1 mixing nozzles

Cross references

Anchor rod	106
Cordless hammer drill ABH	141
Hammer drill SDS plus®	144
Applicator gun AP420 ml	154
Cleaning brush	156
Blow-out pump	155
Duster Expert SDS plus	157

Installation process

Technical data sheet

Application examples

> Designed for heavy-duty applications in concrete, including the installation of steel structures such as columns, beams, brackets, railings, gratings, sanitary equipment, stadium seating, pipe supports and cable management systems
> Also ideal for securing façades, awnings and storage racks
> Suitable for post-installed rebar applications in renovation, extension and retrofit projects

Application range

Substrates:
> Cracked and uncracked concrete
Fastening elements:
> Threaded rods (galvanized and stainless steel)
> Post-Installed rebars
> Internal threaded anchor rods

Characteristics

> High-performance hybrid Urethan-Methacrylate resin
> For heavy-duty applications
> Seismic action and fire exposure assessment
> Overhead installation
> Water-filled drill holes
> Fastening without expansion pressure, therefore small edge and center distances possible
> Very high chemical resistance
> Excellent performance at high temperature
> Fast curing for faster anchor installation
> Low odor development
> The cartridge can be used again until the end of its shelf life by replacing the static mixer or by closing it again with the original cap
> 100 years working life assessment

Notice

Please observe the corresponding approvals during planning and processing.

Applications

Technical specifications

C1 + C2

Certifications

ETA-24/0646 ETA-24/0647 ETA-24/0648

Installaton parameters

Anchor rod	d_0 [mm]	$h_{ef} = h_0$ min - max [mm]	T_{inst} ≤ [Nm]	Pre-set installation d_f [mm]	In-place installation d_f [mm]	h_{min} [mm]	S_{min} [mm]
M8	10	60 – 160	10	9	12	h_{ef} + 30 ≥ 100	40
M10	12	60 – 200	20	12	14	h_{ef} + 30 ≥ 100	50
M12	14	70 – 240	40*	14	16	h_{ef} + 30 ≥ 100	60
M16	18	80 – 320	60	18	20	h_{ef} + $2d_0$	75
M20	22	90 – 400	100	22	24	h_{ef} + $2d_0$	95
M24	28	96 – 480	170	26	30	h_{ef} + $2d_0$	115
M27	30	108 – 540	250	30	33	h_{ef} + $2d_0$	125
M30	35	120 – 600	300	33	40	h_{ef} + $2d_0$	140

*Maximum installation torque for M12 with steel Grade 4.6 is 35 Nm

Installation parameters

Temperature in base material	Maximum working time	Curing time in dry base material	Curing time in wet base material
-5 °C to -1 °C	50 min	5h	10h
0 °C to +4 °C	25 min	3.5h	7h
+5 °C to +9 °C	15 min	2h	4h
+10 °C to +14 °C	10 min	1h	2h
+15 °C to +19 °C	6 min	40 min	80 min
+20 °C to +29 °C	3 min	30 min	1h
+30 °C to +40 °C	2 min	30 min	1h
Cartridge temperature +5 °C to +40 °C			

Order description	Content [ml]	PU [pieces]	Price/1 [EUR]	Article number	EAN
Mortar cartridge HSF Seismic 420 ml	420	1		9571002420	4061245110110
Order information: 1 mixing nozzle is included with each cartridge.					

Injection system MULTIFIX SE500

Included in delivery

1 mortar cartridge
1 mixing nozzle

Cross references	page
Anchor rod	106
Cordless hammer drill ABH	141
Hammer drill SDS plus®	144
Applicator gun AP585 ml	154
Cleaning brush	156
Blow-out pump	155
Duster Expert SDS plus	157

Technical data sheet

Application examples

> Designed for heavy-duty applications in concrete, including the installation of steel structures such as columns, beams, brackets, railings, gratings, sanitary equipment, stadium seating, pipe supports and cable management systems
> Also ideal for securing facades, awnings and storage racks
> Suitable for post-installed rebar applications in renovation, extension and retrofit projects

Application range

Substrates:
> Cracked and uncracked concrete
Fastening elements:
> Threaded rods (galvanized and stainless steel)
> Post-Installed rebars
> Internal threaded anchor rods

Characteristics

> Standard pure epoxy resin
> For heavy-duty applications
> Fire exposure assessment
> Overhead installation
> Water-filled drill holes
> Fastening without expansion pressure, therefore small edge and center distances possible
> Good chemical resistance
> Low odor development
> High flexural and compressive strength
> The cartridge can be used again until the end of its shelf life by replacing the static mixer or by closing it again with the original cap
> 50 years working life assessment

Notice

Please observe the corresponding approvals during planning and processing.

Applications

Technical specifications

Certifications

ETA-26/0189 ETA-26/0190

Installation parameters

Anchor rod	d_0 [mm]	$h_{ef} = h_0$ min - max [mm]	T_{inst} ≤ [Nm]	Pre-set installation d_f [mm]	Push through installation d_f [mm]	h_{min} [mm]	S_{min} [mm]
M8	10	60 – 160	10	9	12	$h_{ef} + 30 \geq 100$	40
M10	12	60 – 200	20	12	14	$h_{ef} + 30 \geq 100$	50
M12	14	70 – 240	40*	14	16	$h_{ef} + 30 \geq 100$	60
M16	18	80 – 320	60	18	20	$h_{ef} + 2d_0$	75
M20	22	90 – 400	100	22	24	$h_{ef} + 2d_0$	95
M24	28	96 – 480	170	26	30	$h_{ef} + 2d_0$	115
M27	30	108 – 540	250	30	33	$h_{ef} + 2d_0$	125
M30	35	120 – 600	300	33	40	$h_{ef} + 2d_0$	140

*Maximum installation torque for M12 with steel grade 4.6 is 35 Nm

Installation parameters

Temperature in base material	Maximum working time	Curing time in dry base material	Curing time in wet base material
+5°C to +9°C	1h 20min	60h	120h
+10°C to +14°C	1h	48h	96h
+15°C to +19°C	40 min	24h	48h
+20°C to +24°C	30 min	12h	24h
+25°C to +34°C	12 min	10h	20h
+35°C to +39°C	8 min	7h	14h
+40°C	8 min	4h	8h
Cartridge temperature +5 °C to +40 °C			

Order description	Content [ml]	PU [pieces]	Price/1 [EUR]	Article number	EAN
Mortar cartridge SE500 585 ml	585	1		9571000500	4061245131801
Mixer extension 500 mm	–	1		8682900004	4061245081106
Ordering information: SE500 585 ml incl. 1 mixing nozzle included in the scope of delivery					

Injection system MULTIFIX USF

Included in delivery

1 mortar cartridge USF 280 ml incl.
2 mixing nozzles
1 mortar cartridge USF 420 ml incl.
1 mixing nozzle

Cross references	page
Anchor rod	106
Mesh sleeve	108
Cordless hammer drill ABH	141
Hammer drill SDS plus®	144
Applicator gun	
AP420 ml	154
Side by Side 345 ml	155
Cleaning brush	156
Blow-out pump	155
Duster Expert SDS plus	157

Product video

Installation process

Technical data sheet

Application examples

> Designed for medium-duty applications in concrete and masonry, including facades, awnings, storage racks, railings, sanitary equipment, pipe supports and cable management systems
> Suitable for post-installed rebar applications in renovation extension and retrofit projects

Application range

Substrates:
> Cracked and uncracked concrete
> Masonry

Fastening elements:
> Threaded rods (galvanized and stainless steel)
> Post-Installed rebars
> Internal threaded anchor rods

Characteristics

> High-performance styrene-free vinylester resin
> For medium-duty applications
> Seismic action and fire exposure assessment
> Can be used in wet concrete and water-filled drill holes
> The cartridge can be used again until the end of its shelf life by replacing the static mixer or by closing it again with the original cap
> 50 years working life assessment
> Fire exposure assessment
> Overhead installation
> Water-filled drill holes

Notice

Please observe the corresponding approvals during planning and processing.

The storage temperature must not permanently exceed 25 °C!
Please store upright!

Applications

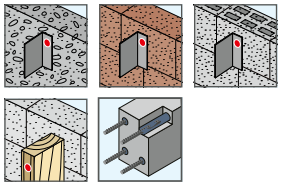

Technical specifications

Certifications

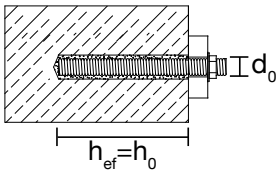

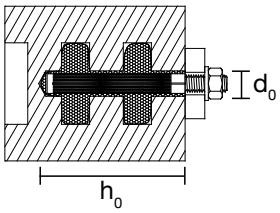

Installation parameters			
Anchor rod	d_0 [mm]	$h_{ef} = h_0$ min – max [mm]	T_{inst} concrete ≤ [Nm]
M8	10	60 – 160	10
M10	12	60 – 200	20
M12	14	70 – 240	40
M16	18	80 – 320	60
M20	22	90 – 400	100
M24	28	96 – 480	170
M27	30	108 – 540	250
M30	35	120 – 600	300

Installation parameters			
Temperature in base material	Maximum working time	Curing time in dry base material	Curing time in wet base material
-10 °C*	1h 30 min	24h	48h
≥ -5 °C	1h 30 min	14h	28h
≥ 0 °C	45 min	7h	14h
≥ +5 °C	25 min	2h	4h
≥ +10 °C	15 min	1h 20 min	2h 40 min
≥ +20 °C	6 min	45 min	1h 30 min
≥ +30 °C	4 min	25 min	50 min
≥ +35 °C	2 min	20 min	40 min
+40 °C	1.5 min	15 min	30 min
*Min. cartridge temperature +15 °C			

Consumption in solid building materials (280 ml)			
Anchor rod	d_0 [mm]	h_0 [mm]	Number of fills
M8x130	10	80	41
M10x130	12	90	26
M10x170	12	130	18
M12x160	14	110	15
M16x190	18	125	8

Consumption in perforated building materials				
Mesh sleeve	Anchor rod	d_0 [mm]	h_0 [mm]	Number of fills
USF 12x80	M8	12	85	17
USF 16x85	M8/M10	16	90	11
USF 16x130	M8/M10	16	135	6
USF 20x85	M12/M16	20	90	6
USF 20x130	M12/M16	20	135	4
USF 20x200	M12/M16	20	205	2

Order description	Content [ml]	PU [pieces]	Price/1 [EUR]	Article number	EAN
Mortar cartridge USF 280 ml	280	1		9571000280	4061245010557
Mortar cartridge USF 420 ml	420	1		9571001420	4061245081007
Mixer extension 500 mm	–	1		8682900004	4061245081106
Mixing nozzle USF	–	1		9570040141	4061245061900
Ordering information: USF 280 ml incl. 2 mixing nozzles or USF 420 ml incl. 1 mixing nozzle included in the scope of delivery					

Injection system MULTIFIX USF Winter

Included in delivery

1 mortar cartridge
2 mixing nozzles

Cross references	page
Anchor rod	106
Mesh sleeve	108
Cordless hammer drill ABH	141
Hammer drill SDS plus®	144
Applicator gun	
AP420 ml	154
Side by Side 345 ml	155
Cleaning brush	156
Blow-out pump	155
Duster Expert SDS plus	157

Product video

Installation process

Technical data sheet

Application examples

> Designed for medium-duty applications in concrete and masonry and for low temperatures up to -20 °C, including facades, awnings, storage racks, railings, sanitary equipment, pipe supports and cable management systems
> Suitable for post-installed rebar applications in renovation, extension and retrofit projects

Application range

Substrates:
> Cracked and uncracked concrete
> Masonry

Fastening elements:
> Threaded rods (galvanized and stainless steel)
> Post-Installed rebars
> Internal threaded anchor rods

Characteristics

> High-performance styrene-free vinylester resin
> For medium-duty applications
> Seismic action and fire exposure assessment
> Can be used in wet concrete and water-filled drill holes
> The cartridge can be used again until the end of its shelf life by replacing the static mixer or by closing it again with the original cap
> Cartridge temperature may conform to the low outside temperature
> Suitable curing times at low temperatures
> 50 years working life assessment

Notice

Please observe the corresponding approvals during planning and processing.

The storage temperature must not permanently exceed 25 °C!
Please store upright!

Applications

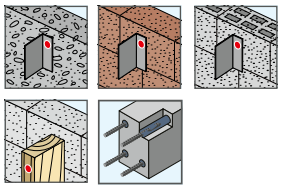

Technical specifications

Certifications

ETA-16/0107
ETA-16/0089

Note:
Plastic bag must be cut open before processing!

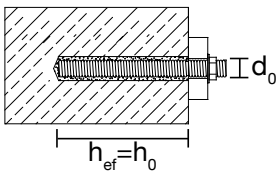

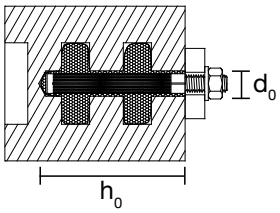

Installation parameters			
Anchor rod	d_0 [mm]	$h_{ef} = h_0$ min – max [mm]	T_{inst} concrete ≤ [Nm]
M8	10	60 – 160	10
M10	12	60 – 200	20
M12	14	70 – 240	40
M16	18	80 – 320	80
M20	24	90 – 400	120
M24	28	96 – 480	160
M27	32	108 – 540	180
M30	35	120 – 600	200

Installation parameters			
Temperature in base material	Maximum working time	Curing time in dry base material	Curing time in wet base material
-20 °C*	1h 15 min	24h	48h
≥ -15 °C	55 min	16h	32h
≥ -10 °C	35 min	10h	20h
≥ -5 °C	20 min	5h	10h
≥ 0 °C	10 min	2h 30 min	5h
≥ +5 °C	6 min	1h 20 min	2h 40 min
10 °C	6 min	1h	2h
*Min. cartridge temperature -20 °C			

Consumption in solid building materials (300 ml)			
Anchor rod	d_0 [mm]	h_0 [mm]	Number of fills
M8x130	10	80	44
M10x130	12	90	27
M10x170	12	130	19
M12x160	14	110	16
M16x190	18	125	9

Consumption in perforated building materials				
Mesh sleeve	Anchor rod	d_0 [mm]	h_0 [mm]	Number of fills
USF 12x80	M8	12	85	17
USF 16x85	M8/M10	16	90	11
USF 16x130	M8/M10	16	135	6
USF 20x85	M12/M16	20	90	6
USF 20x130	M12/M16	20	135	4
USF 20x200	M12/M16	20	205	2

Order description	Content [ml]	PU [pieces]	Price/1 [EUR]	Article number	EAN
Mortar cartridge USF Winter 300 ml	300	1		9571000300	4061245010540
Mixer extension 500 mm	–	1		8682900004	4061245081106
Mixing nozzle USF	–	1		9570040141	4061245061900
Ordering information: USF Winter 300 ml incl. 2 mixing nozzles included in the scope of delivery					

Injection system MULTIFIX USF Tropical

Included in delivery

1 mortar cartridge USF 300 ml incl.
2 mixing nozzles
1 mortar cartridge USF 420 ml incl.
1 mixing nozzle

Cross references	page
Anchor rod	106
Mesh sleeve	108
Cordless hammer drill ABH	141
Hammer drill SDS plus®	144
Applicator gun	
AP420 ml	154
Side by Side 345 ml	155
Cleaning brush	156
Blow-out pump	155
Duster Expert SDS plus	157

Technical data sheet

Application examples

> Designed for medium-duty applications in concrete and masonry and for high temperatures up to +45 °C, including façades, awnings, storage racks, railings, sanitary equipment, pipe supports and cable management systems.
> Suitable for post-installed rebar applications in renovation, extension and retrofit projects.

Application range

Substrates:
> Cracked and uncracked concrete
> Masonry

Fastening elements:
> Threaded rods (galvanized and stainless steel)
> Post-Installed rebars

Characteristics

> High-performance styrene-free vinylester resin
> For medium-duty applications
> Seismic action assessment
> Can be used in wet concrete and water-filled drill holes
> The cartridge can be used again until the end of its shelf life by replacing the static mixer or by closing it again with the original cap
> Cartridge temperature may conform to the high outside temperature
> Suitable curing times at high temperatures
> 50 years working life assessment

Notice

Please observe the corresponding approvals during planning and processing.

Applications

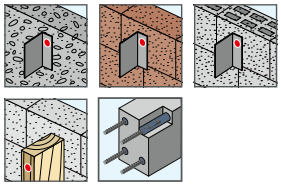

Technical specifications

C1 + C2

Certifications

ETA-26/0193 ETA-26/0194 ETA-26/0195

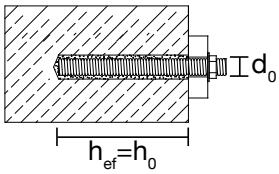

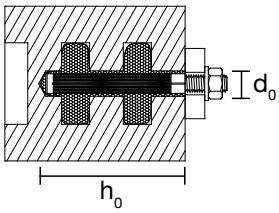

Installation parameters			
Anchor rod	d_0 [mm]	$h_{ef} = h_0$ min – max [mm]	T_{inst} concrete ≤ [Nm]
M8	10	60 – 160	10
M10	12	60 – 200	20
M12	14	70 – 240	40
M16	18	80 – 320	80
M20	24	90 – 400	120
M24	28	96 – 480	160

Installation parameters		
Temperature in base material	Maximum working time	Minimum curing time
+10°C to +14°C	30 min	5h
+15°C to +19°C	20 min	3h 30 min
+20°C to +29°C	15 min	2h 25 min
+30°C to +34°C	10 min	1h 20 min
+35°C to +39°C	6 min	45 min
+40°C to +44°C	4 min	25 min
+45°C	2 min	20 min
Cartridge temperature +5°C up to +45°C		

Consumption in solid building materials (300 ml)			
Anchor rod	d_0 [mm]	h_0 [mm]	Number of fills
M8x130	10	80	43
M10x130	12	90	27
M10x170	12	130	19
M12x160	14	110	16
M16x190	18	125	8

Consumption in perforated building materials				
Mesh sleeve	Anchor rod	d_0 [mm]	h_0 [mm]	Number of fills
USF 12x80	M8	12	85	17
USF 16x85	M8/M10	16	90	11
USF 16x130	M8/M10	16	135	6
USF 20x85	M12/M16	20	90	6
USF 20x130	M12/M16	20	135	4
USF 20x200	M12/M16	20	205	2

Order description	Content [ml]	PU [pieces]	Price/1 [EUR]	Article number	EAN
Mortar cartridge USF Tropical 300 ml	300	1		9570001300	4061245131818
Mortar cartridge USF Tropical 420 ml	420	1		9570000420	4061245131825
Mixer extension 500 mm	–	1		8682900004	4061245081106
Mixing nozzle USF	–	1		9570040141	4061245061900
Ordering information: USF Tropical 300 ml incl. 2 mixing nozzles or USF Tropical 420 ml incl. 1 mixing nozzle included in the scope of delivery					

Injection system MULTIFIX PSF+

Included in delivery

1 mortar cartridge
1 mixing nozzles

Cross references	page
Anchor rod	106
Mesh sleeve	108
Cordless hammer drill ABH	141
Hammer drill SDS plus®	144
Applicator gun	
AP420 ml	154
Side by Side 345 ml	155
Cleaning brush	156
Blow-out pump	155
Duster Expert SDS plus	157

Installation process

Technical data sheet

Application examples

> Designed for light-duty applications in uncracked concrete and masonry including railings, balustrades, awnings, storage racks and cable management systems.

Application range

Substrates:
> Uncracked concrete (option 7)
> Masonry

Fastening elements:
> Threaded rods (galvanized and stainless steel)

Characteristics

> Styrene-free polyester resin
> For light duty applications
> Can be used in wet concrete and water-filled drill holes
> Short curing time
> Available in cartridge sizes 300ml and 420ml
> 50 years working life assessment

Notice

Please observe the corresponding approvals during planning and processing.

The storage temperature must not permanently exceed 25 °C! Please store upright!

Installation parameters (concrete)

Anchor rod	d_0 [mm]	$h_{ef} = h_0$ min - max [mm]	$T_{inst\ concrete}$ ≤ [Nm]
M8	10	60 - 160	10
M10	12	60 – 200	20
M12	14	70 – 240	40
M16	18	80 – 320	80
M20	24	90 – 400	120
M24	28	96 – 480	160

Installation parameters

Temperature in base material	Maximum working time	Curing time in dry base material
≥ -5 °C	1h 30 min	6h
≥ 0 °C	45 min	3h
≥ +5 °C	25 min	2h
≥ +10 °C	20 min	1h 40 min
≥ +20 °C	6 min	45 min
≥ +30 °C	4 min	25 min
≥ +39 °C	2 min	20 min

*Min. cartridge temperature +15 °C

Applications

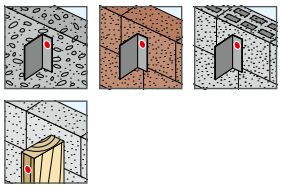

Technical specifications

Certifications

ETA-21/0664 ETA-22/0438

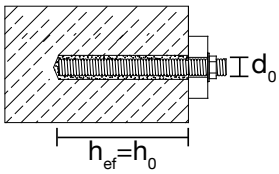

Consumption in perforated building materials (standard value)				
Mesh sleeve	Anchor rod	d_0 [mm]	h_0 [mm]	Resin volume [mm]
USF 12x80	M8	12	85	13
USF 16x85	M8/M10	16	90	27
USF 16x130	M8/M10	16	135	42
USF 20x85	M12/M16	20	90	44
USF 20x130	M12/M16	20	135	67
USF 20x200	M12/M16	20	205	102

Order description	Content [ml]	PU [pieces]	Price/1 [EUR]	Article number	EAN
Mortar cartridge PSF+ 300 ml	300	1		9573002300	4061245079004
Mortar cartridge PSF+ 420 ml	420	1		9573000410	4061245079011
Mixer extension 500 mm	-	1		8682900004	4061245081106
Replacement mixer	-	1		9570040141	4061245061900
Ordering information: Multifix PSF incl. 1 mixing nozzle included in the scope of delivery					

Anchor rod AST / threaded rod

Cross references

Mortar cartridge SE1000	92
Mortar cartridge HSF Seismic	94
Mortar cartridge SE500	96
Mortar cartridge USF	98
Mortar cartridge USF Winter	100
Mortar cartridge USF Tropical	102
Mortar cartridge PSF+	104
Mesh sleeve	108
Cordless hammer drill ABH	141
Hammer drill SDS plus®	144
Cleaning brush	156
Blow-out pump	155

Application range

> For installation in concrete and solid brick
> For installation in perforated brick in combination with mesh sleeve

Characteristics of AST steel

> Anchor rod: property class 5.8 acc. to EN ISO 898-1
> Nut: property class 5 acc. to EN ISO 898-2
> Washer: acc. to EN ISO 7089

Characteristics of AST A4 stainless steel (1.4401 / 1.4571)

> Anchor rod: EN 10088; property class 70 (A4-70) acc. to EN ISO 3506
> Nut: EN 10088; property class 70 (A4-70) acc. to EN ISO 3506
> Washer: acc. to EN 10088

Notice

To determine the characteristic load-bearing capacity in concrete or masonry, the ETAs of the chemical resins of the Multifix range must be applied.

Technical specifications

Technical specifications

Size	Embedment depth in concrete [mm]	Embedment depth in solid brick [mm]	Drill hole diameter [mm]
M8	60	80	10
M10	60	≥ 90	12
M12	70	≥ 100	14
M16	80	≥ 100	18

Order description	Size	Length [mm]	PU [pieces]	Price/100 [EUR]	Article number	EAN
Anchor rod AST, zinc-plated steel						
AST M8x110-V	M8	110	10		9570098110	4061245010595
AST M10x130-V	M10	130	10		9570910130	4061245010588
AST M10x170-V	M10	170	10		9570910170	4061245010571
AST M12x160-V	M12	160	10		9570912160	4061245010564
AST M16x160-V	M16	160	10		9570916160	4250438906030
AST M16x190-V	M16	190	10		9570916190	4250438906047
Anchor rod AST, A4 stainless steel						
AST M8x110-A4	M8	110	10		9571098110	4061245010489
AST M10x110-A4	M10	110	10		9571910110	4061245061597
AST M10x130-A4	M10	130	10		9571910130	4061245010472
AST M10x150-A4	M10	150	10		9571910150	4061245076300
AST M10x170-A4	M10	170	10		9571910170	4061245010465
AST M12x160-A4	M12	160	10		9571912160	4061245010458
AST M16x190-A4	M16	190	10		9571916190	4061245010441

Threaded rod / Nut / Washer



Application range

> For installation in concrete and solid brick
> For installation in perforated brick in combination with mesh sleeve

Characteristics of threaded A4 stainless steel

> Anchor rod: EN 10088; property class 70 (A4-70) acc. to EN ISO 3506
> Nut: EN 10088; property class 70 (A4-70) acc. to EN ISO 3506
> Washer: acc. to EN 10088

Notice

To determine the characteristic load-bearing capacity in concrete or masonry, the ETAs of the chemical resins of the Multifix range must be applied.

Technical specifications

EDELSTAHL 10 Rost frei STAINLESS STEEL

Cross references

Mortar cartridge SE1000	92
Mortar cartridge HSF Seismic	94
Mortar cartridge SE500	96
Mortar cartridge USF	98
Mortar cartridge USF Winter	100
Mortar cartridge USF Tropical	102
Mortar cartridge PSF+	104
Mesh sleeve	108
Cordless hammer drill ABH	141
Hammer drill SDS plus®	144
Cleaning brush	156
Blow-out pump	155

Order description	Size	Length [mm]	PU [pieces]	Price/100 [EUR]	Article number	EAN
Threaded rod DIN 976, A4 stainless steel						
Threaded rod M8x1000 DIN 976 A4	M8	1000	50		9560008000	4061245019956
Threaded rod M10x1000 DIN 976 A4	M10	1000	25		9560010000	4061245019949
Threaded rod M12x1000 DIN 976 A4	M12	1000	20		9560012000	4061245019932
Threaded rod M16x1000 DIN 976 A4	M16	1000	10		9560016000	4061245019925
Nut HEX, ISO 4032, A4 stainless steel						
Nut HEX, ISO 4032 - M8 - A4-70	M8		100		9690000234	4043377099884
Nut HEX, ISO 4032 - M10 - A4-70	M10		100		9690000237	4043377099778
Nut HEX, ISO 4032 - M12 - A4-70	M12		100		9690000240	4043377099785
Nut HEX, ISO 4032 - M16 - A4-70	M16		100		9690000246	4043377099808
Washer, ISO 7089, A4 stainless steel						
Washer ISO 7089-8-200HV-A4	M8		100		9690000145	4043377024381
Washer ISO 7089-10-200HV-A4	M10		100		9690000146	4043377024046
Washer ISO 7089-12-200HV-A4	M12		100		9690000147	4043377024053
Washer ISO 7089-16-200HV-A4	M16		100		9690000149	4043377024077

Further lengths and diameters upon request

Mesh sleeve

Application range

> For anchoring in perforated brick in combination with Multifix USF, Multifix USF Winter, Multifix USF Tropical and Multifix PSF+.

Characteristics

> For exact centering of the threaded rod

Notice

Please observe the ETAs of the chemical mortars in the Multifix range when planning and processing

Certifications

ETA-16/0089

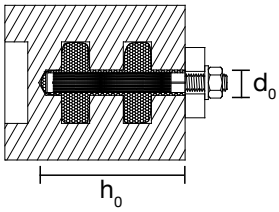

Cross references

Mortar cartridge USF	98
Mortar cartridge USF Winter	100
Mortar cartridge USF Tropical	102
Mortar cartridge PSF+	104
Anchor rod	106
Cleaning brush	156
Blow-out pump	155

Order description	d_0 [mm]	h_0 [mm]	For threaded rod	Packaging unit [pieces]	Price/100 [EUR]	Article number	EAN
Mesh sleeve USF 12x80	12	80	M8	10		9571012080	4061245010533
Mesh sleeve USF 16x85	16	85	M8 / M10	10		9571016085	4061245010526
Mesh sleeve USF 16x130	16	130	M8 / M10	10		9571016130	4061245010519
Mesh sleeve USF 20x85	20	85	M12 / M16	10		9571020085	4061245010502
Mesh sleeve USF 20x130	20	130	M12 / M16	10		9571020130	4061245010496

Further lengths upon request



Plastic anchors

Plastic anchors are suitable for structural and non-structural fastening applications, including rear-ventilated façade systems. They are approved for use in all common substrates and feature specifically engineered expansion zones.

Length range of anchors with zinc-plated steel screws and Cr(VI)-free coating (-V) or made of stainless steel A4

Anchor type	SDF-S 8V		SDF-KB 8V		SDF-S 10V		SDF-KB 10V		SDF-S 10H		SDF-KB 10H		SDF-S 14A		SDF-KB 14A		SDP-S 10G		SDP-KB 10G	
Material	-V	-E	-V	-E	-V	-E	-V	-E	-V	-E	-V	-E	-V	-E	-V	-E	-V	-E	-V	-E
									Length [mm]											
50							•	•												
60			•		•		•	•												
70					•		•	•												
80	•		•		•		•		•	•	•	•			•	•	•	•	•	•
100	•		•		•		•		•	•	•	•			•	•	•	•	•	•
120	•		•		•		•		•	•	•	•	•				•	•	•	•
140	•		•		•		•		•	•	•	•	•				•	•	•	•
160	•		•		•		•		•	•	•	•	•				•	•	•	•
180	•		•		•		•		•	•	•	•	•				•	•	•	•
200	•[1]		•[1]		•		•		•	•	•	•	•				•	•[1]	•	•[1]
220	•[1]		•[1]		•		•		•	•	•	•	•				•	•[1]	•	•[1]
240									•	•			•							
260									•	•			•							
280									•	•			•[1]							
300									•	•			•							
320													•							
340													•							
360													•							

[1] Delivery time upon request

Building materials	Standard	SDF-8V	SDF-10V	SDF-10H	SDF-14A	SDP-10G
Standard concrete ≥ C12/15	DIN EN 1992-1-1	•	•	•	•	
Solid bricks Mz	EN 771-1	•	•	•	•	
Vertically perforated bricks Hlz	EN 771-1			•	•	
Vertically perforated bricks LHlz[1]	EN 771-1			•		
Solid sand-lime bricks KS	EN 771-2	(•)	•	•	•	
Perforated lime sand bricks KSL	EN 771-2			•	•	
Lightweight concrete cavity blocks ≥ HBL 2	EN 771-3			•	•	
Solid lightweight concrete bricks	EN 771-3	(•)		•		
Solid concrete bricks	EN 771-3	(•)			•	
Concrete cavity blocks[1]	EN 771-3					
Concrete rain screens ≥ C12/15	DIN EN 1992-1-1			•		
Aerated concrete	EN 771-4			•	•	•

[1] As a rule: pull-out test on the structure

Note: Please observe the corresponding approvals for determining the characteristic load-carrying capacity.

Facade anchor SDF-S-8V

Cross references	page
Cordless screwdriver ASCM QSW	138
Cordless hammer drill ABH	141
Hammer drill SDS plus®	144
Hexalobular bit TX30	146
Cleaning brush	156
Blow-out pump	155
Tool belt	158
Corrosion protection spray	158

Application range

> Installation of wood parts
> For multiple fastening of non-load-bearing systems according to EAD 330284-00-0604

Characteristics

> Countersunk head
> Small drill hole diameter
> Product identification through different sleeve colours

Notice

For planning and processing, please observe ETA-15/0387. For bricks of unknown quality, the load-bearing capacity must be determined through pull-out tests on the structure.

Permitted load*	
Tensile strength $N_{Rk,p}$ in concrete < C16/20	1.79 kN
Tensile strength $N_{Rk,p}$ in concrete ≥ C16/20	2.58 kN
Brick Mz 28-1.8, NF	0.71 kN
Solid sand-lime brick KS, NF 20-2.0	0.57 kN
Shear load capacity $V_{Rk,s}$	
Steel screw (γMs = 1.25)	4.24 kN
Bending moment $M_{Rk,s}$	
Steel screw (γMs = 1.25)	6.56 Nm

*Applies to temperature range 30-50 °C / 50-80 °C

Applications

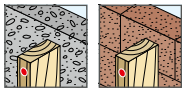

Technical specifications

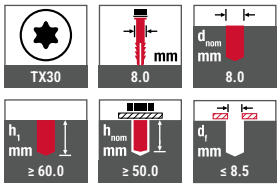

Certifications

Base materials

Approved for
> Cracked concrete
> Uncracked concrete
> Solid masonry

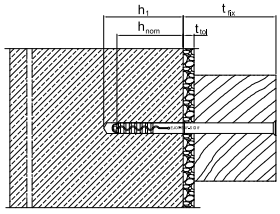

Order description	Length [mm]	Fastening thickness t_{fix} ≤ [mm]	PU [pieces]	Price/100 [EUR]	Article number	EAN
Anchors with steel screws with zinc-plated Cr(VI)-free coating (-V)						
SDF-S-8Vx80-V	80	30	100		8569080430	4061245105604
SDF-S-8Vx100-V	100	50	50		8569100430	4061245019116
SDF-S-8Vx120-V	120	70	50		8569120430	4061245019109
SDF-S-8Vx140-V	140	90	50		8569140430	4061245019093
SDF-S-8Vx160-V	160	110	50		8569160430	4061245019086
SDF-S-8Vx180-V	180	130	50		8569180430	4061245019079

Further lengths on request

Facade anchor SDF-KB-8V

Cross references	page
Cordless screwdriver ASCM QSW	138
Cordless hammer drill ABH	141
Hammer drill SDS plus®	144
Socket wrench insert SW10	147
Cleaning brush	156
Blow-out pump	155
Tool belt	158
Corrosion protection spray	158

Application range

> Installation of metal attachments
> For multiple fastening of non-load-bearing systems according to EAD 330284-00-0604

Characteristics

> Hexagon head with flange
> Small drill hole diameter
> Thermal and galvanic separation
> Product identification through different sleeve colours

Notice

For planning and processing, please observe ETA-15/0387. For bricks of unknown quality, the load-bearing capacity must be determined through pull-out tests on the structure.

Permitted load*	
Tensile strength $N_{Rk,p}$ in concrete < C16/20	1.79 kN
Tensile strength $N_{Rk,p}$ in concrete ≥ C16/20	2.58 kN
Brick Mz 28-1.8, NF	0.71 kN
Solid sand-lime brick KS, NF 20-2.0	0.57 kN
Shear load capacity $V_{Rk,s}$	
Steel screw (γMs = 1.25)	4.24 kN
Bending moment $M_{Rk,s}$	
Steel screw (γMs = 1.25)	6.56 Nm
*Applies to temperature range 30-50 °C / 50-80 °C	

Applications

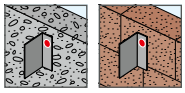

Technical specifications

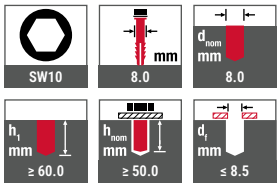

Certifications

Base materials

Approved for
> Cracked concrete
> Uncracked concrete
> Solid masonry

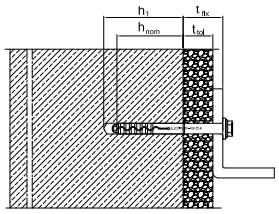

Order description	Length [mm]	Fastening thickness t_{fix} ≤ [mm]	PU [pieces]	Price/100 [EUR]	Article number	EAN
Anchors with steel screws with zinc-plated Cr(VI)-free coating (-V)						
SDF-KB-8Vx60-V	60	10	100		8570060430	4061245019048
SDF-KB-8Vx80-V	80	30	100		8570080430	4061245019024

Further lengths on request

Facade anchor SDF-S-10V

Cross references	page
Cordless screwdriver ASCM QSW	138
Cordless hammer drill ABH	141
Hammer drill SDS plus®	144
Hexalobular bit TX40	146
Cleaning brush	156
Blow-out pump	155
Tool belt	158
Corrosion protection spray	158

Application range

> Installation of wood parts
> For multiple fastening of non-load-bearing systems according to EAD 330284-00-0604
> Suitable for the structural fastening of gates, doors, windows, square timber
> For application as single fastening in concrete

Characteristics

> Countersunk head
> When used according to EAD 330284-00-0604, embedment depth in concrete can be reduced to 40 mm ($h_{nom,1}$)
> Very short expansion part for extremely fast installation
> Optimal expanding part due to radial expansion
> Very high bending moment
> Product identification through different sleeve colours
> Double safety lock against torsion for secure installation

Notice

For planning and processing the products, please observe ETA-10/0305 and Z-21.2-2122. Further information about parameters and loads can be found in the approvals. For bricks of unknown quality, the load-bearing capacity must be determined through pull-out tests on the structure.

Admissible loads	
Tensile load $N_{Rk,p}$ in concrete C12/15	
Temperature range 30 °C / 50 °C	1.79kN
Temperature range 50 °C / 80 °C	1.59 kN
F_{Rk} brick Mz 20-1.8, NF	0.71 kN
F_{Rk} solid sand-lime brick KS 36, NF	1.14 kN
F_{Rk} solid sand-lime brick KS 20, 8 DF	1.29 kN
Transverse load $V_{Rk,s}$ at $h_{nom,1}$ = 40 mm	
Steel screw (γMs = 1.25)	6.34 kN
Transverse load $V_{Rk,s}$ at $h_{nom,2}$ = 50 mm	
Steel screw (γMs = 1.25)	8.87 kN
Bending moment $M_{Rk,s}$ at $h_{nom,1}$ =40 mm	
Steel screw (γMs = 1.25)	11.04 kN
Bending moment $M_{Rk,s}$ at $h_{nom,2}$ = 50 mm	
Steel screw (γMss = 1.25)	18.41 Nm

Applications

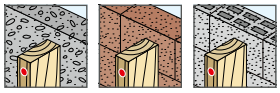

Technical specifications

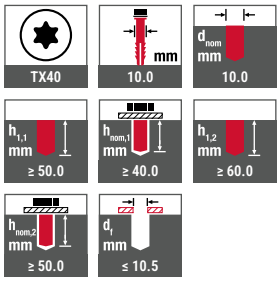

Certifications

Base materials

> Approved for
> Cracked concrete
> Uncracked concrete
> Solid masonry
> Hollow and perforated bricks

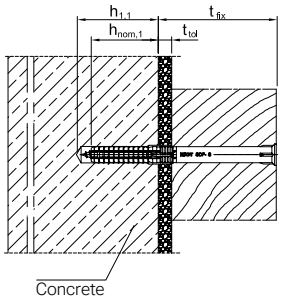

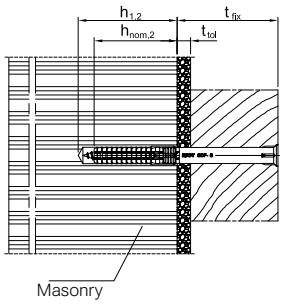

Order description	Length [mm]	Fastening thickness t_{fix} (concrete* / masonry) ≤ [mm]	PU [pieces]	Price/100 [EUR]	Article number	EAN
Anchors with steel screws with zinc-plated Cr(VI)-free coating (-V)						
SDF-S-10Vx60-V	60	20 / 10	100		8580060450	4061245018928
SDF-S-10Vx70-V	70	30 / 20	100		8580070450	4061245018911
SDF-S-10Vx80-V	80	40 / 30	100		8580080450	4061245082998
SDF-S-10Vx100-V	100	60 / 50	50		8580100450	4061245018898
SDF-S-10Vx120-V	120	80 / 70	50		8580120450	4061245018881
SDF-S-10Vx140-V	140	100 / 90	50		8580140450	4061245018874
SDF-S-10Vx160-V	160	120 / 110	50		8580160450	4061245018867
SDF-S-10Vx180-V	180	140 / 130	50		8580180450	4061245018850
***When using $h_{nom,}$1 according ETAG 020**						

Further lengths on request

Facade anchor SDF-KB-10V

Cross references	page
Cordless screwdriver ASCM QSW	138
Cordless hammer drill ABH	141
Hammer drill SDS plus®	144
Hexalobular bit TX30	146
Socket wrench insert SW13	147
Cleaning brush	156
Blow-out pump	155
Tool belt	158
Corrosion protection spray	158

Application range

> Installation of metal attachments
> For multiple fastening of non-load-bearing systems according to EAD 330284-00-0604
> Suitable for the structural fastening of wall cupboards, cladding, metal angle pieces
> For application as single fastening in concrete

Characteristics

> Hexagon head with flange
> When used according to EAD 330284-00-0604, embedment depth in concrete can be reduced to 40 mm ($h_{nom,1}$)
> Very short expansion part for extremely fast installation
> Optimal expanding part due to radial expansion
> Very high bending moment
> Product identification through different sleeve colours
> Double safety lock against torsion for secure installation

Notice

For planning and processing the products, please observe ETA-10/0305 and Z-21.2-2122. Further information about parameters and loads can be found in the approvals. For bricks of unknown quality, the load-bearing capacity must be determined through pull-out tests on the structure.

Admissible loads	
Tensile load $N_{Rk,p}$ in concrete C12/15	
Temperature range 30 °C / 50 °C	1.79 kN
Temperature range 50 °C / 80 °C	1.59 kN
F_{Rk} brick Mz 20-1.8, NF	0.71 kN
F_{Rk} solid sand-lime brick KS 36, NF	1.14 kN
F_{Rk} solid sand-lime brick KS 20, 8 DF	1.29 kN
Transverse load $V_{Rk,s}$ at $h_{nom,1}$ = 40 mm	
Steel screw (γMs = 1.25)	6.34 kN
Stainless steel screw (γMs = 1.56)	5.85 kN
Transverse load $V_{Rk,s}$ at $h_{nom,2}$ = 50 mm	
Steel screw (γMs = 1.25)	8.87 kN
Stainless steel screw (γMs = 1.56)	8.29 kN
Bending moment $M_{Rk,s}$ at $h_{nom,1}$ =40 mm	
Steel screw (γMs = 1.25)	11.04 kN
Stainless steel screw (γMs = 1.56)	10.31 kN
Bending moment $M_{Rk,s}$ at $h_{nom,2}$ = 50 mm	
Steel screw (γMs = 1.25)	18.41 Nm
Stainless steel screw (γMs = 1.56)	17.06 kN

Applications

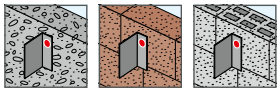

Technical specifications

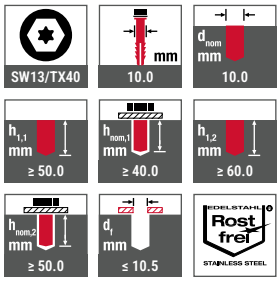

Certifications

Base materials

Approved for
> Cracked concrete
> Uncracked concrete
> Solid masonry
> Hollow and perforated bricks

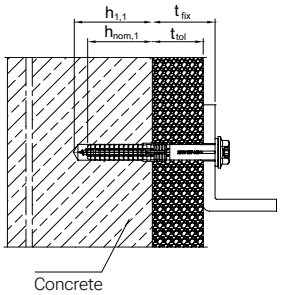

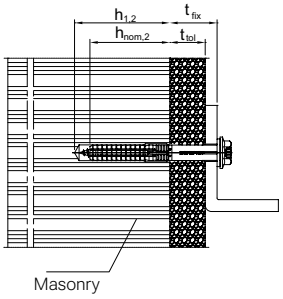

Order description	Length [mm]	Fastening thickness t_{fix} (concrete* / masonry) ≤ [mm]	PU [pieces]	Price/100 [EUR]	Article number	EAN
Anchors with steel screws with zinc-plated Cr(VI)-free coating (-V)						
SDF-KB-10Vx50-V	50	10 / –	100		8581050450	4061245018829
SDF-KB-10Vx60-V	60	20 / 10	100		8581060450	4061245018805
SDF-KB-10Vx70-V	70	30 / 20	100		8581070450	4061245018775
SDF-KB-10Vx80-V	80	40 / 30	100		8581080450	4061245018751
SDF-KB-10Vx100-V	100	60 / 50	50		8581100450	4061245018744
SDF-KB-10Vx120-V	120	80 / 70	50		8581120450	4061245018737
Anchors with A4 stainless steel screws (-E)						
SDF-KB-10Vx50-E	50	10 / –	100		8581050650	4061245018812
SDF-KB-10Vx60-E	60	20 / 10	100		8581060650	4061245018799
SDF-KB-10Vx70-E	70	30 / 20	100		8581070650	4061245018768
***When using $h_{nom,}$ 1 according ETAG 020**						

Further lengths on request

Universal anchor SDF-S-10H

Cross references	page
Cordless screwdriver ASCM QSW	138
Cordless hammer drill ABH	141
Hammer drill SDS plus®	144
Hexalobular bit TX40	146
Cleaning brush	156
Blow-out pump	155
Tool belt	158
Corrosion protection spray	158

Application range

- Installation of wood parts
- For multiple fastening of non-load-bearing systems according to EAD 330284-00-0604
- Suitable for the structural fastening of gates, doors, windows, square timber
- For embedment in rain screens
- For application as single fastening in concrete

Characteristics

- Countersunk head
- approved for all common building materials
- Reliable hold in problematic building materials thanks to optimised expansion part
- Radial expansion for reliable hold
- Product identification through different sleeve colours
- Double safety lock against torsion for secure installation

Notice

For planning and processing the products, please observe ETA-10/0305 and Z-21.2-2122. Further information about parameters and loads can be found in the approvals. For bricks of unknown quality, the load-bearing capacity must be determined through pull-out tests on the structure.

Admissible loads	
Tensile load $N_{Rk,p}$ in concrete C12/15	
Temperature range 30 °C / 50 °C	1.79 kN
Temperature range 50 °C / 80 °C	1.59 kN
Brick Mz 20-1.8, NF	1.14 kN
Solid sand-lime brick KS 36, NF	1.29 kN
Solid sand-lime brick KS 20, 8 DF	1.29 kN
Solid lightweight concrete brick V6, 2 DF	0.57 kN
Vertically perforated brick HLz 12-0.9, NF	0.57 kN
Perforated sand-lime brick KSL 12, 4 DF	0.71 kN
Cavity block made of lightweight concrete Hbl 10, 12 DF	0.34 kN
Transverse load $V_{Rk,s}$	
Steel screw (γMs = 1.25)	7.48 kN
Stainless steel screw (γMs = 1.56)	6.99 kN
Bending moment $M_{Rk,s}$	
Steel screw (γMs = 1.25)	14.14 Nm
Stainless steel screw (γMs = 1.56)	13.22 Nm
Compressive strength of aerated concrete [N/mm²] 30 - 50 °C	
Aerated concrete f_b ≥ 4 N/mm2	0.54 kN
Aerated concrete f_b ≥ 5 N/mm2	0.71 kN
Aerated concrete f_b ≥ 6 N/mm2	0.89 kN
Aerated concrete f_b ≥ 7 N/mm2	0.89 kN

Applications

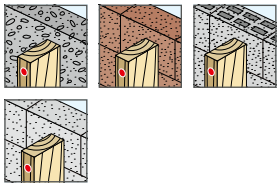

Technical specifications

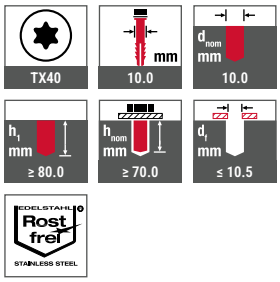

Certifications



Base materials

Approved for
- Cracked concrete
- Uncracked concrete
- Solid masonry
- Hollow and perforated bricks
- aerated concrete

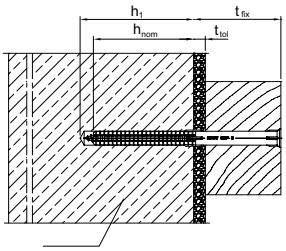

Installation substrate

Order description	Length [mm]	Fastening thickness t_{fix} ≤ [mm]	PU [pieces]	Price/100 [EUR]	Article number	EAN
Anchors with steel screws with zinc-plated Cr(VI)-free coating (-V)						
SDF-S-10Hx80-V	80	10	100		8510080420	4061245019864
SDF-S-10Hx100-V	100	30	50		8510100420	4061245019840
SDF-S-10Hx120-V	120	50	50		8510120420	4061245019826
SDF-S-10Hx140-V	140	70	50		8510140420	4061245019802
SDF-S-10Hx160-V	160	90	50		8510160420	4061245019789
SDF-S-10Hx180-V	180	110	50		8510180420	4061245019765
SDF-S-10Hx200-V	200	130	50		8510200420	4061245019741
Anchors with A4 stainless steel screws (-E)						
SDF-S-10Hx80-E	80	10	100		8510080620	4061245019857
SDF-S-10Hx100-E	100	30	50		8510100620	4061245019833
SDF-S-10Hx120-E	120	50	50		8510120620	4061245019819
SDF-S-10Hx140-E	140	70	50		8510140620	4061245019796
SDF-S-10Hx160-E	160	90	50		8510160620	4061245019772
SDF-S-10Hx180-E	180	110	50		8510180620	4061245019758
SDF-S-10Hx200-E	200	130	50		8510200620	4061245019734

Further lengths on request

Universal anchor SDF-KB-10H

Cross references	page
Cordless screwdriver ASCM QSW	138
Cordless hammer drill ABH	141
Hammer drill SDS plus®	144
Socket wrench insert SW13	147
Bit hexalobular TX40	146
Cleaning brush	156
Blow-out pump	155
Tool belt	158
Corrosion protection spray	158

Application range

> Installation of metal attachments
> For multiple fastening of non-load-bearing systems according to EAD 330284-00-0604
> Suitable for the structural fastening of wall cupboards, cladding, metal angle pieces
> For embedment in rain screens
> For application as single fastening in concrete

Characteristics

> Hexagon head with flange
> approved for all common building materials
> Reliable hold in problematic building materials thanks to optimised expansion part
> Radial expansion for reliable hold
> Product identification through different sleeve colours
> Double safety lock against torsion for secure installation

Notice

For planning and processing the products, please observe ETA-10/0305 and Z-21.2-2122. Further information about parameters and loads can be found in the approvals. For bricks of unknown quality, the load-bearing capacity must be determined through pull-out tests on the structure.

Admissible loads	
Tensile load $N_{Rk,p}$ in concrete C12/15	
Temperature range 30 °C / 50 °C	1.79 kN
Temperature range 50 °C / 80 °C	1.59 kN
Brick Mz 20-1.8, NF	1.14 kN
Solid sand-lime brick KS 36, NF	1.29 kN
Solid sand-lime brick KS 20, 8 DF	1.29 kN
Solid lightweight concrete brick V6, 2 DF	0.57 kN
Vertically perforated brick HLz 12-0.9, NF	0.57 kN
Perforated sand-lime brick KSL 12, 4 DF	0.71 kN
Cavity block made of lightweight concrete Hbl 10, 12 DF	0.34 kN
Transverse load $V_{Rk,s}$	
Steel screw (γMs = 1.25)	7.48 kN
Stainless steel screw (γMs = 1.56)	6.99 kN
Bending moment $M_{Rk,s}$	
Steel screw (γMs = 1.25)	14.14 Nm
Stainless steel screw (γMs = 1.56)	13.22 Nm
Compressive strength of aerated concrete [N/mm²] 30 - 50 °C	
Aerated concrete f_b ≥ 4 N/mm2	0.54 kN
Aerated concrete f_b ≥ 5 N/mm2	0.71 kN
Aerated concrete f_b ≥ 6 N/mm2	0.89 kN
Aerated concrete f_b ≥ 7 N/mm2	0.89 kN

Applications

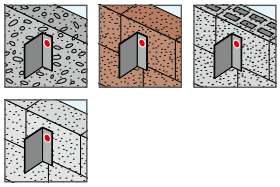

Technical specifications

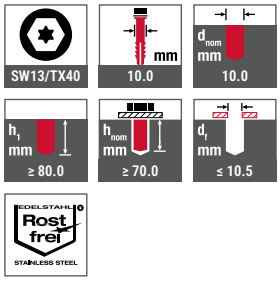

Certifications

Base materials

Approved for
> Cracked concrete
> Uncracked concrete
> Solid masonry
> Hollow and perforated bricks
> Aerated concrete

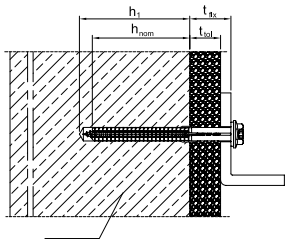

Order description	Length [mm]	Fastening thickness t_{fix} ≤ [mm]	PU [pieces]	Price/100 [EUR]	Article number	EAN
Anchors with steel screws with zinc-plated Cr(VI)-free coating (-V)						
SDF-KB-10Hx80-V	80	10	100		8513080420	4061245019642
SDF-KB-10Hx100-V	100	30	50		8513100420	4061245019611
SDF-KB-10Hx120-V	120	50	50		8513120420	4061245019581
SDF-KB-10Hx140-V	140	70	50		8513140420	4061245019567
Anchors with A4 stainless steel screws (-E)						
SDF-KB-10Hx80-E	80	10	100		8513080620	4061245019635
SDF-KB-10Hx100-E	100	30	50		8513100620	4061245019604
SDF-KB-10Hx120-E	120	50	50		8513120620	4061245019574
SDF-KB-10Hx140-E	140	70	50		8513140620	4061245019550

Further lengths on request

Facade anchor SDF-S-14A

Cross references	page
Cordless screwdriver ASCM QSW	138
Cordless hammer drill ABH	141
Hammer drill SDS plus®	144
Bit hexalobular TX40	146
Cleaning brush	156
Blow-out pump	155
Tool belt	158
Corrosion protection spray	158

Application range

> Installation of wood parts
> For multiple fastening of non-load-bearing systems according to EAD 330284-00-0604
> Suitable for the structural fastening of gates, doors, windows, square timber

Characteristics

> Countersunk head
> approved for all common building materials
> Reliable hold in problematic building materials thanks to optimised expansion part
> Radial expansion for reliable hold
> Product identification through different sleeve colours
> Double safety lock against torsion for secure installation

Notice

For planning, please observe approval ETA-15/0027.
For bricks of unknown quality, the load-bearing capacity must be determined through pull-out tests on the structure.

When used in concrete, a silicone lubricant paste (e.g. FUCHS CHEMPLEX SI-LK 2) and the use of an impact screwdriver with particularly high torque are recommended.

Permitted load*	
Tensile load $N_{Rk,p}$ in concrete > C12/15	3.37 kN
Brick Mz 20-1.8, NF	1.57 kN
Solid sand-lime brick KS, 2 DF 20-2.0	1.71 kN
Solid sand-lime brick KS, 8 DF 20-1.8	2.00 kN
Solid brick V, 3 DF	0.86 kN
Vertically perforated brick HLz, 2 DF 28-1.2	0.57 kN
Perforated sand-lime brick KSL, 8 DF 16-1.4	0.71 kN
Cavity block tile made of lightweight concrete Hbl, 12 DF	0.71 kN
Aerated concrete f_b ≥ 2 N/mm2	0.43 kN
Aerated concrete f_b ≥ 4 N/mm2	0.89 kN
Aerated concrete f_b ≥ 6 N/mm2	1.60 kN
Transverse load $V_{Rk,s}$	
Steel screw (γMs = 1.25)	17.4 kN
Stainless steel screw (γMs = 1.56)	16.2 kN
Bending moment $M_{Rk,s}$	
Steel screw (γMs = 1.25)	50.0 Nm
Stainless steel screw (γMs = 1.56)	46.7 Nm

Applications

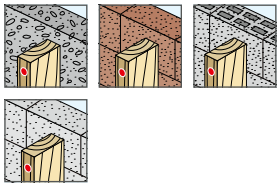

Technical specifications

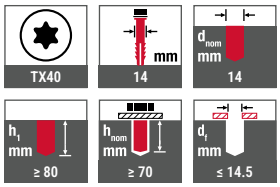

Certifications

ETA-15/0027

Base materials

> Approved for
> Cracked concrete
> Uncracked concrete
> Solid masonry
> Hollow and perforated bricks
> Aerated concrete

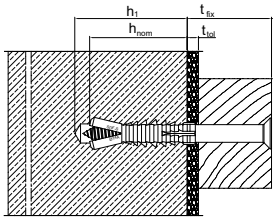

Order description	Length [mm]	Fastening thickness t_{fix} ≤ [mm]	PU [pieces]	Price/100 [EUR]	Article number	EAN
Anchors with steel screws with zinc-plated Cr(VI)-free coating (-V)						
SDF-S-14Ax140-V	140	70	50		8591140430	4061245018621
SDF-S-14Ax160-V	160	90	50		8591160430	4061245018614
SDF-S-14Ax180-V	180	110	50		8591180430	4061245018607
SDF-S-14Ax200-V	200	130	50		8591200430	4061245018591
SDF-S-14Ax220-V	220	150	50		8591220430	4061245018584
SDF-S-14Ax240-V	240	170	25		8591240430	4061245018577

Further lengths on request

Facade anchor SDF-KB-14A

Cross references	page
Cordless screwdriver ASCM QSW	138
Cordless hammer drill ABH	141
Hammer drill SDS plus®	144
Socket wrench insert SW17 147Cleaning brush	156
Blow-out pump	155
Tool belt	158
Corrosion protection spray	158

Application range

- Installation of metal attachments
- For multiple fastening of non-load-bearing systems according to EAD 330284-00-0604
- Suitable for the structural fastening of wall cupboards, cladding, metal angle pieces

Characteristics

- Hexagon head with flange
- approved for all common building materials
- Reliable hold in problematic building materials thanks to optimised expansion part
- Radial expansion for reliable hold
- Product identification through different sleeve colours
- Double safety lock against torsion for secure installation

Notice

For planning, please observe approval ETA-15/0027. For bricks of unknown quality, the load-bearing capacity must be determined through pull-out tests on the structure.

When used in concrete, a silicone lubricant paste (e.g. FUCHS CHEMPLEX SI-LK 2) and the use of an impact screwdriver with particularly high torque are recommended.

Permitted load*	
Tensile load $N_{Rk,p}$ in concrete > C12/15	3.37 kN
Brick Mz 20-1.8, NF	1.57 kN
Solid sand-lime brick KS, 2 DF 20-2.0	1.71 kN
Solid sand-lime brick KS, 8 DF 20-1.8	2.00 kN
Solid brick V, 3 DF	0.86 kN
Vertically perforated brick HLz, 2 DF 28-1.2	0.57 kN
Perforated sand-lime brick KSL, 8 DF 16-1.4	0.71 kN
Cavity block tile made of lightweight concrete Hbl, 12 DF	0.71 kN
Aerated concrete f_b ≥ 2 N/mm2	0.43 kN
Aerated concrete f_b ≥ 4 N/mm2	0.89 kN
Aerated concrete f_b ≥ 6 N/mm2	1.60 kN
Transverse load $V_{Rk,s}$	
Steel screw (γMs = 1.25)	17.4 kN
Stainless steel screw (γMs = 1.56)	16.2 kN
Bending moment $M_{Rk,s}$	
Steel screw (γMs = 1.25)	50.0 Nm
Stainless steel screw (γMs = 1.56)	46.7 Nm

Applications

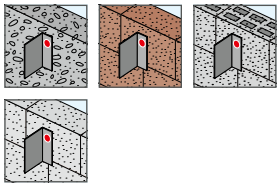

Technical specifications

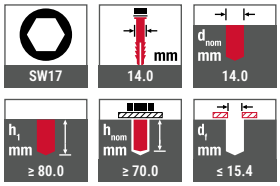

Certifications

Base materials

Approved for
- Cracked concrete
- Uncracked concrete
- Solid masonry
- Hollow and perforated bricks
- Aerated concrete

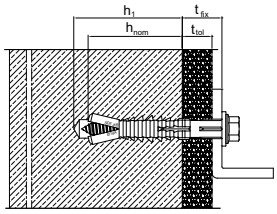

Order description	Length [mm]	Fastening thickness t_{fix} ≤ [mm]	PU [pieces]	Price/100 [EUR]	Article number	EAN
Anchors with steel screws with zinc-plated Cr(VI)-free coating (-V)						
SDF-KB-14Ax80-V	80	10	50		8590080430	4061245018676
SDF-KB-14Ax100-V	100	30	50		8590100430	4061245018652

Facade anchor SDP-S-10G

Cross references	page
Cordless screwdriver ASCM QSW	138
Cordless hammer drill ABH	141
Hammer drill SDS plus®	144
Bit hexalobular TX40	146
Cleaning brush	156
Blow-out pump	155
Tool belt	158
Corrosion protection spray	158

Application range

> Installation of wood parts

Characteristics

> Countersunk head
> Facade anchor with two-stage screw
> Reliable form fit in the substrate thanks to combined expansion zones
> High load-bearing capacity
> Available with steel screws or stainless steel screws
> Product identification through different sleeve colours

Notice

> For planning and processing, please observe approval ETA-12/0502. For bricks of unknown quality, the load-bearing capacity must be determined through pull-out tests on the structure.

Admissible loads	
Compressive strength of aerated concrete [N/mm²]	
Aerated concrete $f_b \geq 2$ N/mm2	0.27 kN
Aerated concrete $f_b \geq 3$ N/mm2	0.47 kN
Aerated concrete $f_b \geq 4$ N/mm2	0.67 kN
Aerated concrete $f_b \geq 6$ N/mm2	1.07 kN
Characteristic Bending moment	
Steel screw (γMs = 1.5)	11.80 Nm
Stainless steel screw (γMs = 1.87)	11.02 Nm

Applications

Technical specifications

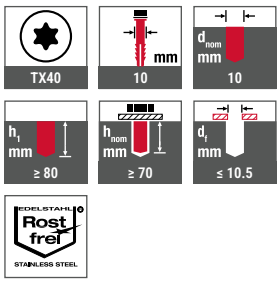

Certifications

Base materials

Approved for
> Aerated concrete

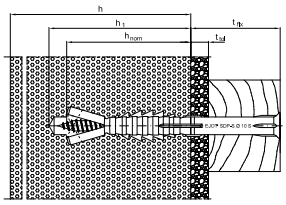

Order description	Length [mm]	Fastening thickness t_{fix} ≤ [mm]	PU [pieces]	Price/100 [EUR]	Article number	EAN
Anchors with steel screws with zinc-plated Cr(VI)-free coating (-V)						
SDP-S-10Gx120-V	120	50	50		8530120420	4061245019420
SDP-S-10Gx140-V	140	70	50		8530140420	4061245019406
SDP-S-10Gx160-V	160	90	50		8530160420	4061245019383

Further lengths and A2 stainless steel on request

Facade anchor SDP-KB-10G

Cross references	page
Cordless screwdriver ASCM QSW	138
Cordless hammer drill ABH	141
Hammer drill SDS plus®	144
Socket wrench insert SW13	147
Bit hexalobular TX40	146
Cleaning brush	156
Blow-out pump	155
Tool belt	158
Corrosion protection spray	158

Application range

> For installation of metal components

Characteristics

> Hexagon head with flange
> Facade anchor with two-stage screw
> Reliable form fit in the substrate thanks to combined expansion zones
> High load-bearing capacity
> Available with steel screws or stainless steel screws
> Product identification through different sleeve colours

Notice

For planning and processing, please observe approval ETA-12/0502. For bricks of unknown quality, the load-bearing capacity must be determined through pull-out tests on the structure.

Admissible loads	
Compressive strength of aerated concrete [N/mm²]	
Aerated concrete $f_b \geq 2$ N/mm2	0.27 kN
Aerated concrete $f_b \geq 3$ N/mm2	0.47 kN
Aerated concrete $f_b \geq 4$ N/mm2	0.67 kN
Aerated concrete $f_b \geq 6$ N/mm2	1.07 kN
Characteristic Bending moment	
Steel screw (γMs = 1.5)	11.80 Nm
Stainless steel screw (γMs = 1.87)	11.02 Nm

Applications

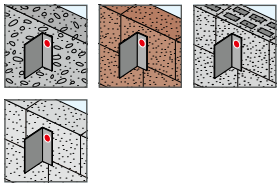

Technical specifications

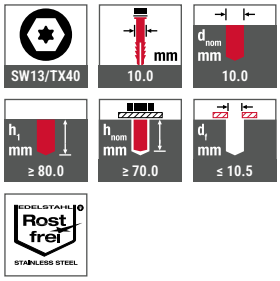

Certifications

Base material

Approved for
> Aerated concerete

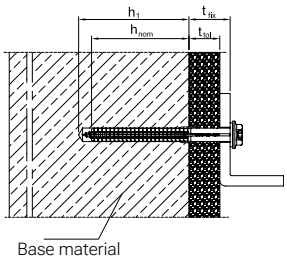

Order description	Length [mm]	Fastening thickness t_{fix} ≤ [mm]	PU [pieces]	Price/100 [EUR]	Article number	EAN
Anchors with steel screws with zinc-plated Cr(VI)-free coating (-V)						
SDP-KB-10Gx80-V	80	10	100		8532080420	4061245019307
SDP-KB-10Gx100-V	100	30	50		8532100420	4061245019277
Anchors with A4 stainless steel screws (-E)						
SDP-KB-10Gx80-E	80	10	100		8532080620	4061245019291
SDP-KB-10Gx100-E	100	30	50		8532100620	4061245019260

Further lengths on request

Cavity Wall Repair Anchor VSD 2G 8U

Cross references	page
Cordless screwdriver ASCM QSW	138
Cordless hammer drill ABH	141
Hammer drill SDS plus®	144
Bit hexalobular TX30	147
Cleaning brush	157
Blow-out pump	156
Tool belt	159

Application range

- For subsequent securing of outer sheets to buildings
- Cost-effective restoring of the structural integrity
- Characteristics
- Additional length 145 mm for subsequent securing of face bricks
- Optimised expansion zone - now also for post-securing of vertically perforated clinkers
- Universal expansion zone - secure installation in all substrates (A-C)
- Double expansion wall anchor: simultaneous embedment in both the supporting wall and the outer sheet
- The use of A4 stainless steel screws guarantees corrosion protection
- With general building authorities approval
- Clean and fast installation
- Can be installed at 0°C

Notice

The VSD cavity wall repair anchor enables the subsequent renovation of double-sheet masonry. Advanced corrosion or a complete lack of wire anchors can lead to decreased stability of the curtain wall and possibly cause considerable physical injury.

In particular curtain walls made before 1979 should be subject to further inspection. When renovating the outer facade, the stability of the curtain wall must be verified. The EJOT VSD is a particularly cost-effective solution for subsequent installation between load-bearing shell and curtain wall.

Technical specifications

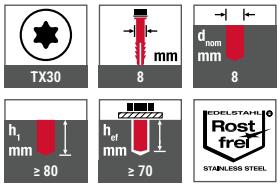

Certifications

Base materials

- Suitable for load-bearing inner sheets made of
- Concrete
- Solid brick
- Perforated brick and outer sheet of
- Solid clinker
- Vertically perforated clinker
- Face brick

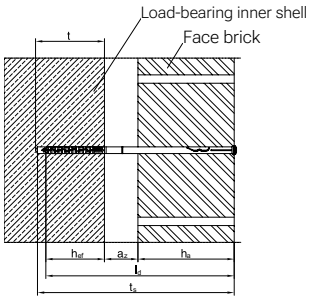

Installation process

Order description	Length l_d [mm]	Drill hole depth t_s ≤ [mm]	Max. air layer thickness az [mm]	Curtain wall h_a ≥ [mm]	PU [pieces]	Price/100 [EUR]	Article number	EAN
Anchors with A4 stainless steel screws (-E)								
VSD-2G-8Ux145-E	145	155	–	60*	100		8502145600	4061245081939
VSD-2G-8Ux205-E	205	215	20	115	100		8502205600	4039161009771
VSD-2G-8Ux225-E	225	235	40	115	100		8502225600	4039161009788
VSD-2G-8Ux245-E	245	255	60	115	100		8502245600	4039161009795
VSD-2G-8Ux265-E	265	275	80	115	100		8502265600	4039161009801
VSD-2G-8Ux285-E	285	295	100	115	100		8502285600	4039161009818
VSD-2G-8Ux305-E	305	315	120	115	100		8502305600	4039161009825

*Face brick

Nail anchor ND-K

Cross references	page
Cordless screwdriver ASCM QSW	138
Cordless hammer drill ABH	141
Hammer drill SDS plus®	144
Cross recess Z2	146

Application range

- Speed plug for light-duty fixings:
- Substructures
- Cabinets, Skirting boards, lath
- Cable ducts, cable clamps
- Pipe supports

Characteristics

- Pansunk head plastic sleeve
- Ready-to-install nylon collar flange plug with nail made of zinc-plated steel (GVZ) / stainless steel
- Drive-in installation
- Nail head with Pozidriv recess for removal or adjustment of the anchor
- The plug collars serve as plastic insulating washers and thus prevent contact corrosion
- GVZ for dry indoor areas

Technical specifications

Z2

Base materials

Suitable for
- Concrete
- Solid clay brick
- Vertically perforated brick

Characteristic values			Recommended loads Uncracked concrete C20/25		Recommended loads Solid clay brick f_b 20.5 N/mm²	
Typ	d_0 [mm]	h_{ef} [mm]	N_{Rec} [kN]	V_{Rec} [kN]	N_{Rec} [kN]	V_{Rec} [kN]
5x30	5	30	0.1	0.1	0.1	0.1
5x40	5	30	0.1	0.1	0.1	0.1
5x50	5	30	0.1	0.1	0.1	0.1
6x40	6	30	0.2	0.2	0.2	0.2
6x60	6	30	0.2	0.2	0.2	0.2
6x80	6	30	0.2	0.2	0.2	0.2
8x60	8	40	0.3	0.3	0.3	0.3
8x80	8	40	0.3	0.3	0.3	0.3
8x100	8	40	0.3	0.3	0.3	0.3

Order description	Length [mm]	Fastening thickness t_{fix} [mm]	PU [pieces]	Price/100 [EUR]	Article number	EAN
Anchors with zinc-plated steel nail (GVZ)						
ND-K 5/30 V	30	0 – 5	200		9650075678	4061245083001
ND-K 5/40 V	40	10	200		9650075680	4061245083018
ND-K 5/50 V	50	20	200		9650075681	4061245083025
ND-K 6/40 V	40	10	200		9650075679	4061245083032
ND-K 6/60 V	60	30	200		9650075682	4061245083049
ND-K 6/80 V	80	50	200		9650075683	4061245083056
ND-K 8/60 V	60	20	100		9650075684	4061245083063
ND-K 8/80 V	80	40	100		9650075685	4061245083070
ND-K 8/100 V	100	60	100		9650075686	4061245083087
Anchors with stainless steel nail						
ND-K 5/30 E	30	0 – 5	200		9650075691	4061245002798
ND-K 6/40 E	40	10	200		9650075692	4061245083094
ND-K 6/80 E	80	50	100		9650075693	4061245083100
ND-K 8/80 E	80	40	100		9650075694	4061245002767

Nail anchor ND-S

Cross references	page
Cordless screwdriver ASCM QSW	138
Cordless hammer drill ABH	141
Hammer drill SDS plus®	144
Cross recess Z2	146

Application range

- Speed plug for light-duty fixings:
- Substructures
- Cabinets, Skirting boards, lath
- Cable ducts, cable clamps
- Pipe supports

Characteristics

- Coundersunk head plastic sleeve
- Ready-to-install nylon countersunk plug with nail made of zinc-plated steel (GVZ)
- Drive-in installation
- Nail screw head with Pozidriv recess for the removal or adjustment of the anchor
- GVZ for dry indoor areas

Technical specifications

Z2

Base materials

Suitable for
- Concrete
- Solid clay brick
- Vertically perforated brick

Characteristic values			Recommended loads Uncracked concrete C20/25		Recommended loads Solid clay brick f_b 20.5 N/mm²	
Typ	d_0 [mm]	h_{ef} [mm]	N_{Rec} [kN]	V_{Rec} [kN]	N_{Rec} [kN]	V_{Rec} [kN]
5x30	5	30	0.1	0.1	0.1	0.1
5x40	5	30	0.1	0.1	0.1	0.1
5x50	5	30	0.1	0.1	0.1	0.1
6x40	6	30	0.2	0.2	0.2	0.2
6x60	6	30	0.2	0.2	0.2	0.2
6x80	6	30	0.2	0.2	0.2	0.2
8x60	8	40	0.3	0.3	0.3	0.3
8x80	8	40	0.3	0.3	0.3	0.3
8x100	8	40	0.3	0.3	0.3	0.3

Order description	Length [mm]	Fastening thickness t_{fix} [mm]	PU [pieces]	Price/100 [EUR]	Article number	EAN
Anchors with zinc-plated steel nail						
ND-S 5/30 V	30	0 – 5	200		9650075658	4061245083117
ND-S 5/50 V	50	20	200		9650075659	4061245083124
ND-S 6/40 V	40	10	200		9650075660	4061245083131
ND-S 6/60 V	60	30	200		9650075661	4061245083148
ND-S 6/80 V	80	50	100		9650075662	4061245083155
ND-S 8/60 V	60	20	100		9650075665	4061245083162
ND-S 8/80 V	80	40	100		9650075663	4061245083179
ND-S 8/100 V	100	60	100		9650075664	4061245083186
ND-S 8/120 V	120	80	100		9650075610	4061245083193
ND-S 8/140 V	140	100	100		9650075611	4061245083209
ND-S 8/160 V	160	120	100		9650075612	4061245003092

Further lengths and
A2 stainless steel on request

KERI anchor

Perfect refurbishment of three-layer exterior walls by rain screen anchors.

KERI anchor

Application range

> Subsequent fixing of rain screen
> Horizontal and vertical anchor arrangement

Characteristics

> A4 stainless steel
> Immediately resilient

Advantages

> Easy and quick installation
> Low noise nuisance to house residents due to core drilling, no hammer drilling
> Directly loadable thanks to purely mechanical anchoring

Notice

The EJOT service team will gladly assist you.
Phone: +49 351 4 53 67-0

Technical specifications

A1

Certifications

Z-21.8-1265

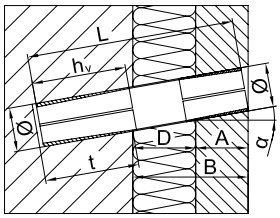

Technical data	
Permitted transverse load load F_Q	8.5 kN
Permissible bending moment M_z	1070 Nm

Order description	Length [mm]	Diameter [mm]	Fastening thickness B ≤ [mm]	PU [pieces]	Price/100 [EUR]	Article number	EAN
KERI-40x205	205	40	128	10		9710000205	
KERI-40x240	240	40	163	10		9710000240	

Drop-in anchors

EJOT drop-in anchors with internal thread for metric screws and poles are made of galvanic zinc-plated steel and can be used in dry interiors.

Drop in anchor JS+/ Drop in anchor JSR+

Cross references	page
Cordless hammer drill ABH	141
Setting tool	152

Application range

> Suspension systems
> Pipelines
> Air ducts
> Sprinkler systems
> Cable racks
> Machinery
> Consoles
> Ceiling girders
> Suitable for sprinkler systems
> For dry indoor use
> Approved for Option 7 for uncracked concrete (ETA-22/0913)
> Approved for usage in pre-stressed hollow core ceiling slabs (ETA-22/0912)

Characteristics

> Zinc-plated steel
> Drop-in anchor for pre-assembly with an assembly tool
> Internal thread for metric screws and rods

Advantages

> The small required drill hole depth facilitates drilling and overhead mounting

Applications

Technical specifications

Certifications

ETA-22/0912 ETA-22/0913

Base materials

Approved for
> Cracked concrete
> Uncracked concrete
> Pre-stressed hollow core slab

Installation process

Order description	Internal thread [mm]	L [mm]	d_o [mm]	h_1 [mm]	f_{max} [mm]	f_{min} [mm]	d_f [mm]	T_{inst} [Nm]	PU [pieces]	Price/100 [EUR]	Article number	EAN
JS+ 6	M6	25	8	27	10	6	7	4	100		9650070106	4061245093499
JS+ 8	M8	30	10	33	13	8	9	11	100		9650070107	4061245093505
JS+ 10	M10	40	12	43	17	10	12	17	50		9650070109	4061245093529
JS+ 12	M12	50	15	54	21	12	14	38	25		9650070111	4061245093543
JS+ 16	M16	65	20	70	27	16	18	60	10		9650070112	4061245093550
JSR+ 8x25*	M8	25	10	28	12	7	9	11	100		9650070108	4061245093512
JSR+ 10x25*	M10	25	12	28	13	8	12	17	50		9650070110	4061245093536

* only ETA-22/0912

Drop-in anchor J+

Cross references	page
Cordless hammer drill ABH	141
Setting tool	152

Application range

- Suspension systems
- Pipelines
- Air ducts
- Sprinkler systems
- Cable racks
- Machinery
- Consoles
- Ceiling girders
- Suitable for sprinkler systems
- For dry indoor use
- Approved for Option 7 for uncracked concrete (ETA-22/0913)
- Approved for usage in pre-stressed hollow core ceiling slabs (ETA-22/0912)

Characteristics

- Zinc-plated steel
- Drop-in anchor for pre-installing with an assembly tool
- Internal thread for metric screws and rods

Advantages

- The small required drill hole depth facilitates drilling and overhead mounting

Applications

Technical specifications

Certifications

Base materials

Approved for
- Cracked concrete
- Uncracked concrete
- Pre-stressed hollow core slab

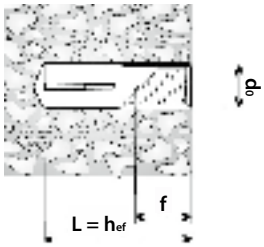

Installation process

Order description	Internal thread [mm]	L [mm]	d_o [mm]	h_1 [mm]	f_{max} [mm]	f_{min} [mm]	d_f [mm]	T_{inst} [Nm]	PU [pieces]	Price/100 [EUR]	Article number	EAN
J+ 6	M6	25	8	27	10	6	7	4	100		9650070100	4061245093437
J+ 8	M8	30	10	33	13	8	9	11	100		9650070101	4061245093444
J+ 10	M10	40	12	43	17	10	12	17	50		9650070102	4061245093451
J+ 12	M12	50	15	54	21	12	14	38	25		9650070103	4061245093468
J+ 16	M16	65	20	70	27	16	18	60	10		9650070104	4061245093475
J+ 20	M20	80	25	86	34	20	22	100	5		9650070105	4061245093482

Drop-in anchor JE+

Cross references	page
Cordless hammer drill ABH	141
Setting tool	152

Application range

> Suspension systems
> Pipelines
> Air ducts
> Sprinkler systems
> Cable racks
> Machinery
> Consoles
> Ceiling girders
> Suitable for sprinkler systems
> For dry indoor and outdoor areas
> Approved for usage in pre-stressed hollow core ceiling slabs (ETA-22/0912)

Characteristics

> A4 stainless steel
> Drop-in anchor for pre-installing with an assembly tool
> Internal thread for metric screws and rods

Advantages

> The small required drill hole depth facilitates drilling and overhead mounting

Applications

Technical specifications

Certifications

Base materials

Approved for
> Cracked concrete
> Uncracked concrete
> Pre-stressed hollow core slab

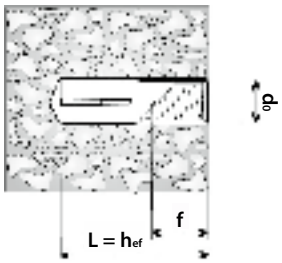

Installation process

Order description	Internal thread [mm]	L [mm]	d_o [mm]	h_1 [mm]	f_{max} [mm]	f_{min} [mm]	d_f [mm]	T_{inst} [Nm]	PU [pieces]	Price/100 [EUR]	Article number	EAN
JE+ 6	M6	25	8	27	10	6	7	4	100		9650070113	4061245093567
JE+ 8	M8	30	10	33	13	8	9	11	100		9650070114	4061245093574
JE+ 10	M10	40	12	43	17	10	12	17	50		9650070115	4061245093581
JE+ 12	M12	50	15	54	21	12	14	38	25		9650070116	4061245093598
JE+ 16	M16	65	20	70	27	16	18	60	10		9650070117	4061245093604
JE+ 20	M20	80	25	86	34	20	22	100	5		9650070118	4061245093611

Ceiling nail

Cross references	page
Cordless hammer drill ABH	141
Hammer drill SDS plus®	144

Application range

> For use as a multiple fastener of non-supporting systems in concrete
> Approved for concrete strengths from C20/25 to C50/60

Characteristics

> Steel, galvanized zinc-plated
> High load-bearing capacity in cracked and uncracked concrete
> Fast and reliable installation

Characteristic values without fire exposure	
Min. component thickness h_{min}	80 mm
Edge distance c_{min}	70 mm
Centre distance s_{min}	70 mm

Applications

Technical specifications

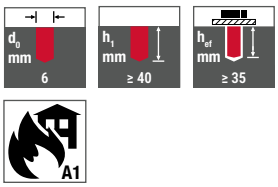

Certifications

Order description	L [mm]	Max. attachment thickness t_{fix} [mm]	PU [pieces]	Price/100 [EUR]	Article number	EAN
Ceiling Nail E-CN+ 6x40	40	5	100		9700050100	4061245093406
Ceiling Nail E-CN+ 6x70	70	35	100		9700050101	4061245093413

EJOT®

Machinery
Spare Parts
Tools

Cordless screwdriver ASCM 18 QSW AS

Scope of delivery

1 ASCM 18-4 QM AS (without battery pack or battery charger)
1 plastic tool case
1 scaffolding hooks
1 depth stop
1 insert for hexagon head screws SW 8
1 removable full metal drill chuck

Cross references	page
Battery packs and chargers	142

Application range

> Speed-optimised cordless drill driver with four gears for screw connections in metal up to screw diameters 6.0 mm

Characteristics

> 4-speed full metal gearbox
> Mechanical torque adjustment
> Quick tool-free change of QuickIN attachments between applications in seconds
> Brushless FEIN PowerDrive motor with 30 % higher efficiency enables longer service life
> Compatible with AMPShare / Bosch Professional 18 V batteries

3-year FEIN PLUS Warranty
including battery and charger (if registered online)

https://warranty.fein.com/

Technical specifications	
Battery voltage	18 V
Battery compatibility	Li-Ionen / ProCORE Li-Ionen
Motor	brushless
Gear	4-gear
Idle speed	400 / 700 / 1400 / 2500 1/min
Max. torque (hard/soft)	40 / 30 Nm
Torque levels	20 + 1
Drill chuck clamping width	1,5 – 13 mm
Screw	8 x 200 mm
Drill Ø timber	40 mm
Drill Ø steel	13 mm
Battery pack	not included in delivery

Order description	PU [pieces]	Price/1 [EUR]	Article number	EAN
4-speed cordless drill driverASCM 18 QSW AS	1		9150660000	4014586898919
Accessories				
QuickIN bit holder ASCM 18-QSW AS	1		9150610001	4014586404820
QuickIN Socket adapter ASCM 18-4 QM AS	1		9150610002	4014586404844
QuickIN depth stop ASCM 18-4 QM AS / ASCM 18-QSW AS	1		9150610003	4014586476902

Cordless screwdriver ASCM 18-4 QM AS

Scope of delivery

1 ASCM 18-4 QM AS (without battery pack or battery charger)
1 belt clip
1 bit holder
1 telescopic handle
1 removable full metal drill chuck
1 plastic tool case

Cross references	page
Battery packs and chargers	142

Application range

> Powerful 4-speed cordless drill driver
> With brushless motor and QuickIN MAX interface
> Uncompromising performance for drilling and tapping up to 13 mm and drilling with carbide-tipped hole saws

Characteristics

> 4-gear full metal gear unit
> Tool-free change of QuickIN attachments between applications in seconds
> Brushless FEIN PowerDrive motor with 30 % higher efficiency enables longer service life
> High torques up to 130 Nm in hard bolting applications
> Full metal drill chuck/bit holder with carbide-tipped clamping jaws without the insert tool slipping through
> Intuitive control panel with dimmable LED
> Compatible with AMPShare / Bosch Professional 18 V batteries

3-year FEIN PLUS Warranty
including battery and charger (if registered online)

https://warranty.fein.com/

Technical specifications	
Battery voltage	18 V
Battery compatibility	Li-Ion / ProCORE Li-Ion
Motor	brushless
Gear	4-gear
Idle speed	430 / 850 / 2000 / 4000 rpm
Max. torque (hard/soft)	90 / 45 Nm
Torque levels	15 + 1
Drill chuck clamping range	1.5 - 13 mm
Screw	10 x400mm no pre-drilling
Drill Ø timber	60 mm
Drill Ø steel	13 mm
Battery pack	not included in delivery

Order description	PU [pieces]	Price/1 [EUR]	Article number	EAN
Cordless screwdriver ASCM 18 QSW AS	1		9150610000	4014586900100
Accessories				
QuickIN bit holder ASCM 18-QSW AS	1		9150610001	4014586404820
QuickIN Socket adapter ASCM 18-4 QM AS	1		9150610002	4014586404844
QuickIN depth stop ASCM 18-4 QM AS / ASCM 18-QSW AS	1		9150610003	4014586476902

Cordless impact screwdriver ASCD18-300 W2 AS

Application range

> Up to max. 290 Nm with brushless motor and torque adjustment in 6 stages
> For the use of concrete screws (JC2, JBS-R and frame anchor)

Characteristics

> For extremely precise work: electronic torque adjustment in 6 stages prevents screw heads from tearing off
> Brushless FEIN PowerDrive motor with 30% higher degree of efficiency and long service life
> 1/2 in square for holding sockets. Robust solid metal impact gear
> Metric screws up to M18 (8.8). Contact guard on gearbox head
> 10% more torque in reverse running to loosen screws which are extremely tight.
> Compatible with AMPShare / Bosch Professional 18 V batteries

3-year FEIN PLUS Warranty
including battery and charger (if registered online)

https://warranty.fein.com/

Scope of delivery

1 ASCD 18-300 W2 AS (without battery pack or battery charger)
1 belt clip
1 bit holder
1 plastic tool case

Cross references	page
Battery packs and chargers	142

Technical specifications	
Battery voltage	18 V
Battery compatibility	Li-Ion / ProCORE Li-Ion
Motor	brushless
Idle speed	0 - 1700 rpm
Impacts	0 - 3400 rpm
Max. torque	290 Nm
Torque levels	6
Tool holder	1/2" external square
max. metric screw	M18 (8.8)
Weight without battery	1.20 kg
Battery pack	not included in delivery

Order description	PU [pieces]	Price/1 [EUR]	Article number	EAN
Cordless impact screwdriver ASCD18-300 W2 AS	1		9150620000	4014586898889

Cordless hammer drill ABH 18-26AS

Application range

> For drilling up to 26 mm in concrete

Characteristics

> Rapid work progress thanks to brushless motor with high impact energy- fast construction progress and high chisel removal rate
> Protection for the user and tool by means of safety clutch and overload protection
> Electronic Precicision Control (EPC) - perfect handling and control for sensitive materials and challenging surfaces
> Fatigue-free working thanks to compact design and few vibrations
> Compatible with AMPShare / Bosch Professional 18 V batteries

3-year FEIN PLUS Warranty
including battery and charger (if registered online)

https://warranty.fein.com/

Scope of delivery

1 ABH 18-26 AS (without battery pack or battery charger)
1 handle
1 depth stop
1 machine cloth
1 plastic tool case

Cross references	page
Battery packs and chargers	142

Technical specifications

Battery voltage	18 V
Battery compatibility	Li-Ion / ProCORE Li-Ion
Motor	brushless
Idle speed	0 - 980 rpm
Impacts	0 - 4350 rpm
impact energy	2.6 J
Tool holder	SDS-plus
Drill Ø concrete	26 mm
Drill Ø masonry	68 mm
Drill Ø steel	13 mm
Drill Ø timber	30 mm
Weight without battery	3.20 kg
Battery pack	not included in delivery

Order description	PU [pieces]	Price/1 [EUR]	Article number	EAN
Cordless hammer drill ABH 18-26AS	1		9150650000	4014586897264

Battery packs and chargers

Cross references	page
ASCM 18 QSW AS	138
ASCM 18-4 QM AS	139
ASCD 18-300 W2 AS	140
ABH 18-26 AS	141

Application range

- For cordless screwdriver ASCM 18 QSW AS
- For cordless screwdriver ASCM 18-4 QM AS
- For cordless impact screwdriver ASCD 18-300 W2 AS
- For cordless nibbler ABLK 18 1.6 E AS
- For cordless slitting shears ABBS 18 1.6 E AS
- Cordless hammer drill ABH 18-26 AS

Characteristics

- 2 ProCORE Li-ion batteries with high-power cells with GAL 18V-160 quick charger (ProCORE battery starter set)
- Short charging times thanks to the high charging current of 8 amps, air-cooling and process-controlled charging management
- User-friendly and space-saving thanks to the device for winding up the mains cable
- Charging times (80 % of max. capacity): ProCORE 18 V 4.0 Ah: 32 min., ProCORE 18 V 8.0 Ah: 68 min., ProCORE 18 V 12.0 Ah: 113 min.
- Maximum work progress with AMPShare 18 V ProCORE batteries: COOLPACK 2.0 technology ensures 135 % longer battery life and 87 % more power than conventional batteries „Electronic Cell Protection" ECP protects the battery and tool from overload, overheating and total discharge

3-year FEIN PLUS Warranty
including battery and charger (if registered online)

https://warranty.fein.com/

Order description	PU [pieces]	Price/1 [EUR]	Article number	EAN
Battery Starter Set ProCORE 18 V 8.0 Ah AS*	1		9150600108	4014586895611
Battery Starter Set ProCORE 18 V 12.0 Ah AS*	1		9150600012	4014586896922
Rapid charger GAL 18V-160 AS	1		9150600100	4014586896861
Battery pack ProCORE 18V 8,0 Ah AS	1		9150600008	4014586896908
Battery pack ProCORE 18V 12.,0 Ah AS	1		9150600012	4014586896922

*Every Starter Set includes two ProCORE Li-Ion batteries and a battery charger.

Universal drill SDS plus®

Application range

> Materials for rotary drilling

Characteristics

> Drill bit specially designed for use in masonry
> Extremely sharp, specially ground carbide-metal plate
> For rotary drilling - no impact drilling possible - thanks to special SDS-plus retainer
> Significantly higher anchor performance possible due to the precise and clean drill hole

Technische specifications

Order description	D [mm]	L1 [mm]	L2 [mm]	PU [pieces]	Price/1 [EUR]	Article number	EAN
Universal drill SDS-plus 8,0/210	8,0	210	150	1		9200000075	7612336178044
Universal drill SDS-plus 10/160	10	160	100	1		9200000063	4061245021034
Universal drill SDS-plus 10/260	10	260	200	1		9200000064	4061245021041

Hammer drill SDS plus®

Application range

> For masonry, concrete, natural stone, artificial stone etc.

Advantages

> Long service life
> Centering point for easy, pinpoint drilling
> Short spiral starts for optimized drill dust transport
> Radially shaped reinforcement protection against hooking in case of reinforcement hits
> 4x4 design allows precise concentricity and minimizes wear and friction losses
> High-quality hardened and tempered steel for the toughest applications

Technical specifications

Order description	D [mm]	L1 [mm]	L2 [mm]	PU [pieces]	Price/1 [EUR]	Article number	EAN
4 edges							
4 edge SDS-plus 5x160	5.0	160	100	1		9270005160	4061245080208
4-edge SDS-plus 5x260	5.0	260	200	1		9270005060	4061245080314
4-edge SDS-plus 5x410	5.0	410	350	1		9270005350	4061245080239
4-edge SDS-plus 6x160	6.0	160	100	1		9270006160	4061245080253
4-edge SDS-plus 6x260	6.0	260	200	1		9270006260	4061245080277
4-edge SDS-plus 8x160	8.0	160	100	1		9270008160	4061245080284
4-edge SDS-plus 8x260	8.0	260	200	1		9270008260	4061245080307
4-edge SDS-plus 8x360	8.0	360	300	1		9270008360	4061245080338
4-edge SDS-plus 8x600	8.0	600	540	1		9270008600	4061245080369
4-edge SDS-plus 10x160	10.0	160	100	1		9270010160	4061245080376
4-edge SDS-plus 10x260	10.0	260	200	1		9270010260	4061245080390
4 edge SDS-plus 10x360	10.0	360	300	1		9270010360	4061245081137
4-edge SDS-plus 10x460	10.0	460	400	1		9270010460	4061245080406
4-edge SDS-plus 12x160	12.0	160	100	1		9270012160	4061245081144
4-edge SDS-plus 12x260	12.0	260	200	1		9270012260	4061245081151
4-edge SDS-plus 14x160	14.0	160	100	1		9270014160	4061245081175
4-edge SDS-plus 14x310	14.0	310	250	1		9270014310	4061245081267
4-edge SDS-plus 16x260	16.0	260	200	1		9270016260	4061245081212

Further lengths and diameters upon request

Hammer drill SDS max

Application range

> For masonry, concrete, natural stone, artificial stone etc.

Advantages

> Long service life
> Centering point for easy, pinpoint drilling
> Short spiral starts for optimized drill dust transport
> Radially shaped reinforcement protection against hooking in case of reinforcement hits
> 4x4 design allows precise concentricity and minimizes wear and friction losses
> High-quality hardened and tempered steel for the toughest applications

Technical specifications

Order description	D [mm]	L1 [mm]	L2 [mm]	PU [pieces]	Price/1 [EUR]	Article number	EAN
4 edges							
4-edge SDS-max 12/340	12.0	340	328	1		9270012340	4061245123707
4-edge SDS-max 14/340	14.0	340	328	1		9270014340	4061245123714
4-edge SDS-max 14/540	14.0	540	528	1		9270012540	4061245110400
4-edge SDS-max 16/340	16.0	340	328	1		9270016340	4061245108766
4-edge SDS-max 16/540	16.0	540	528	1		9270016540	4061245109015
4-edge SDS-max 18/340	18.0	340	328	1		9270018340	4061245108773
4-edge SDS-max 18/540	18.0	540	528	1		9270018540	4061245109022
4-edge SDS-max 20/1320	20.0	1320	1308	1		9270201320	4061245110431
4-edge SDS-max 20/320	20.0	320	308	1		9270020320	4061245108780
4-edge SDS-max 20/520	20.0	520	508	1		9270020520	4061245109039
4-edge SDS-max 20/920	20.0	920	908	1		9270020920	4061245115207
4-edge SDS-max 22/1320	22.0	1320	1308	1		9272213200	4061245115221
4-edge SDS-max 22/320	22.0	320	308	1		9270022320	4061245108797
4-edge SDS-max 22/520	22.0	520	508	1		9270022520	4061245109046
4-edge SDS-max 22/720	22.0	720	708	1		9270022720	4061245115191
4-edge SDS-max 22/920	22.0	920	908	1		9270022920	4061245113227
4-edge SDS-max 24/320	24.0	320	308	1		9270024320	4061245109008
4-edge SDS-max 24/720	24.0	720	708	1		9270024520	4061245109053
4-edge SDS-max 25/1320	25.0	1320	1308	1		9270024720	4061245110448
4-edge SDS-max 25/520	25.0	520	508	1		9270251320	4061245110462
4-edge SDS-max 25/920	25.0	920	908	1		9270025520	4061245109060
4-edge SDS-max 26/520	26.0	520	508	1		9270025920	4061245114972
4-edge SDS-max 28/570	28.0	570	558	1		9270026520	4061245109077
4-edge SDS-max 28/920	28.0	920	908	1		9270028570	4061245109084
4-edge SDS-max 28/1320	28.0	1320	1308	1		9270028920	4061245110479
4-edge SDS-max 30/570	30.0	570	558	1		9270281320	4061245123721
4-edge SDS-max 30/920	30.0	920	908	1		9270030570	4061245109091
4-edge SDS-max 32/1320	32.0	1320	1308	1		9270030920	4061245117706

Further lengths and diameters upon request

Bit cross recess

Cross references	page
ND-K	128
ND-S	129

Application range

> For use in the plastic anchor area

Technical specifications

Order description	Drive and Size	Length [mm]	PU [pieces]	Price/1 [EUR]	Article number	EAN
Drive: 1/4" hexagon DIN ISO 1173 – Form C 6.3						
Bit PZ2-1/4"/Cx25	Z2	25	1		9250473000	4061245054254

Bit hexalobular TX



Cross references	page
Bit holders	151

Application range

> For fastening of all EJOT fasteners with drive hexalobular TX

Technical specifications

Order description	Drive and Size	Length [mm]	PU [pieces]	Price/1 [EUR]	Article number	EAN
Drive: 1/4" hexagon DIN/ISO 1173 - E 6.3						
TX20-1/4"/Cx25	TX20	25	1		9150010000	4050623100553
TX20W-1/4"/Cx25*	TX20W	25	1		9150008000	4050623100744
TX25-1/4"/Cx25	TX25	25	1		9150009000	4061245021072
TX25W-1/4"/Cx25*	TX25W	25	1		9150003000	4061245021102
TX30-1/4"/Cx25	TX30	25	1		9250431000	4050623100584
TX30W-1/4"/Cx25*	TX30W	25	1		9250431002	4050623100775
TX40-1/4"/Cx25	TX40	25	1		9250480000	4050623100591
Drive: 1/4" hexagon DIN/ISO 1173 - E 6.3						
TX25HF-1/4"/Ex50**	TX25	50	1		9506008401	4013288106926
TX25-1/4"/Ex350	TX25	350	1		9252014350	4061245105611
TX30-1/4"/Ex50	TX30	50	1		9250431001	4050623102670
TX30-1/4"/Ex200	TX30	200	1		9253014200	4039161010975
TX30-1/4"/Ex350	TX30	350	1		9253014350	4061245021096
Drive: threaded connection M 6						
TX25-M6x33	TX25	33	1		9250251425	4061245021089
TX30-M6x33	TX30	33	1		9250251430	4050623103936

*** Special bit: conical design for force fit at screw head of painted screws**
****Bit with holding function for unpainted screws**

Socket wrench insert

Application range

> For fastening of all EJOT fasteners with hexagon head

Characteristics

> Clamping spring with ball
> Secure fit of the screw

Technical specifications

Cross references	page
Cordless screwdriver ASCM QSW	138

Order description	Drive and Size	Length [mm]	PU [pieces]	Price/1 [EUR]	Article number	EAN
Drive: 1/4" hexagon DIN/ISO 1173 - E 6.3						
K-SW7-1/4"x50 with ball and flat spiral spring	SW7	50	1		9250705106	4061245019987
K-SW8-1/4"x50 with ball and flat spiral spring	SW8	50	1		9250705104	4061245020006
K-SW3/8"-1/4"x50 with ball and flat spiral spring	SW3/8"	50	1		9250705105	4061245019994
K-SW10-1/4"x50 with ball and flat spiral spring	SW10	50	1		9250705102	4061245020020
K-SW13-1/4"x50 with ball and flat spiral spring	SW13	50	1		9250705103	4061245020013
S-SW17-1/4"x65	SW17	65	1		9250705107	4061245021119

Socket wrenches

Application range

- For the installation of through bolts, concrete screws, LIEBIG® SUPERPLUS anchors and LIEBIG® safety anchors with hexagonal drive
- For processing concrete screws with hexalobular socket drive
- For use with torque wrench
- For use with impact wrench

Technical specifications

Cross references	page
Cordless impact screwdriver ASCD	140
Torque wrench 1/2"	149
Concrete screw	16

Order description	Drive and Size	Length [mm]	PU [pieces]	Price/1 [EUR]	Article number	EAN
Drive: 1/2" square						
Nut socket S-SW-8-1/2x78	SW8	78	1		9250072060	4050623702825
Nut socket S-SW13-1/2"x78	SW13	78	1		9250072062	4050623702849
Nut socket S-SW15-1/2"x78	SW15	78	1		9250172028	4050623702863
Nut socket S-SW17-1/2"x78	SW17	78	1		9250072065	4050623702887
Nut socket S-SW19-1/2"x78	SW19	78	1		9250072067	4050623702900
Nut socket S-SW22-1/2"x78	SW22	78	1		9250072069	4050623702924
Nut socket S-SW24-1/2"x78	SW24	78	1		9250072070	4050623702931
Nut socket S-SW27-1/2"x78	SW27	78	1		9250072071	4050623702948
Nut socket S-SW30-1/2"x78	SW30	78	1		9250172032	4050623702955
Nut socket S-SW32-1/2"x78	SW32	78	1		9250172033	4050623702962
Nut socket S-SW36-1/2"x78	SW36	78	1		9250172072	4050623702979
Socket wrench TX30-1/2"x35	TX30	35	1		8682900001	4061245082073
Socket wrench TX40-1/2"x35	TX40	35	1		8682900002	4061245082080

Torque wrench 1/2“ 10-50 Nm

Characteristics

- Automatically triggered
- With audible and tactile clicks when reaching the scale values
- Robust design with reversible ratchet
- With ergonomic 2-component handle
- Trigger accuracy ± 3 % according to DIN EN ISO 6789-1:2017-07

Technical specifications	
Length	360 mm
Drive square	1/2“
Area of operation	10 – 50 Nm
Model	Click-Torque C1
Scale division	0.25 Nm

Cross references	page
Socket wrench	148

Order description	PU [pieces]	Price/1 [EUR]	Article number	EAN
Torque wrench 1/2“ 10-50 Nm	1		9250580858	4013288193216

Torque wrench 1/2“ 60-300 Nm

Characteristics

- Automatically triggered
- With audible and tactile clicks when reaching the scale values
- Robust design with reversible ratchet
- With ergonomic 2-component handle
- Trigger accuracy ± 3 % according to DIN EN ISO 6789-1:2017-07

Technical specifications	
Length	595 mm
Drive square	1/2“
Area of operation	60 – 300 Nm
Model	Click-Torque C4
Scale division	1 Nm

Cross references	page
Socket wrench	148

Order description	PU [pieces]	Price/1 [EUR]	Article number	EAN
Torque wrench 1/2“ 60-300 Nm	1		9250580861	4013288193247

Bit holders

Cross references	page
Cordless screwdriver	
ASCM 18 QSW	138
Hexagon bit TX	146

Application range

> For holding all bits with drive form C

Technical specifications

Order description	Length [mm]	PU [pieces]	Price/1 [EUR]	Article number	EAN
Drive: 1/4" hexagon DIN/ISO 1173 - E 6.3					
BT-1/4"-1/4"x57	57	1		9150506031	4050623800019
BT-1/4"-1/4"x250	250	1		9250010120	4061245021126

Installation tool for through bolts

Application range

> For the reliable installation of through bolts BA Plus

Technical specifications

SDS plus

Cross references	page
BA-V Plus	16
BA-F Plus	18
BA-E Plus	20
BA-E Plus HCR	23
BA-V	24
BA-F	25
BA-E	26
BA-C NC	27

Order description	PU [pieces]	Price/1 [EUR]	Article number	EAN
Installation tool for through bolts M6 - M10	1		9650079020	4061245001791
Installation tool for through bolts M12 - M20	1		9650079021	4061245001784

Installation tool 2.0 for drop-in anchors J+, JS+, JE+

Application range

> For hole drilling
> For fast and reliable installation of drop-in anchors

Characteristics

> Weight-optimised design
> Optimised 4-cutting edge geometry

Notice

Type LA+ and LAL+ drive-in anchors must not be processed with these setting tools.

Technical specifications

SDS plus

Cross references	page
Drop in anchor J+	134
Drop in anchor JS+	133
Drop in anchor JE+	135

Order description	Packaging unit [pieces]	Price/PU [EUR]	Article number	EAN
Installation tool 2.0 for drop-in anchors 8x25	1		9160020825	4061245109305
Installation tool 2.0 for drop-in anchors 8x30	1		9160020830	4061245100715
Installation tool 2.0 for drop-in anchors 10x25	1		9160021025	4061245133577
Installation tool 2.0 for drop-in anchors 10x40	1		9160021040	4061245100722

Manual setting tool 2.0 for drop-in anchor

Application range

> For installation of drop-in anchors J+, JS+, JE+ and JSR+

Characteristics

> Hand protection made of rubber
> Polyethylene / galvanized zinc-plated steel

Notice

Type LA+ and LAL+ drive-in anchors must not be processed with these setting tools.

Cross references	page
Drop in anchor J+	134
Drop in anchor JS+	133
Drop in anchor JE+	135
Drop in anchor JSR+	133

Order description	Packaging unit [pieces]	Price/PU [EUR]	Article number	EAN
Manual setting tool 2.0 M6	1		9160000000	4061245097619
Manual setting tool 2.0 M8	1		9160000001	4061245097626
Manual setting tool 2.0 M8x25	1		9160000002	4061245097633
Manual setting tool 2.0 M10	1		9160000003	4061245097640
Manual setting tool 2.0 M10x25	1		9160000004	4061245097657
Manual setting tool 2.0 M12	1		9160000005	4061245097664
Manual setting tool 2.0 M16	1		9160000006	4061245097671

Applicator gun AP 585 ml

Application range

> For Multifix SE1000 Seismic
> For Multifix SE500
> For comparable 585 ml side-by-side cartridges

Cross references	page
Mortar cartridge SE1000	92
Mortar cartridge SE500	96

Order description	PU [pieces]	Price/PU [EUR]	Article number	EAN
Applicator gun AP 585 ml	1		9570010700	4061245113951
Applicator gun AP 585 ml	1		9570010585	4061245112510

Applicator gun AP 420 ml

Application range

> For Multifix HSF Seismic 420 ml
> For Multifix USF 420 ml
> For Multifix USF Tropical 420 ml
> For Multifix PSF+ 420 ml

Notice

Depending on the temperature, mortar cartridges require higher contact forces (~ 1 kN) than e.g. silicone cartridges. These applicator guns feature an appropriate transmission ratio.

Cross references	page
Mortar cartridge HSF Seismic	94
Mortar cartridge USF	98
Mortar cartridge USF Tropcial	102
Mortar cartridge PSF+	104

Order description	PU [pieces]	Price/1 [EUR]	Article number	EAN
Applicator gun AP 420 ml	1		9570010500	4061245091808
Applicator gun AP 420 ml	1		9570010380	4061245091808

Applicator gun Side by Side AP 345ml

Cross references	page
Mortar cartridge USF	98
Mortar cartridge USF Winter	100
Mortar cartridge USF Tropical	102

Application range

> For Multifix USF 280 ml
> For Multifix USF Winter 300 ml
> For Multifix USF Tropical 300 ml
> For pressing-out of other various cartridges 280 / 300 ml (e.g. silicone)

Characteristics

> Additional pressing-out cylinder can be used to read the cartridge scale

Notice

Depending on the temperature, mortar cartridges require higher contact forces (~ 1 kN) than e.g. silicone cartridges. These applicator guns feature an appropriate transmission ratio.

Order description	PU [pieces]	Price/1 [EUR]	Article number	EAN
Applicator gun Side by Side AP 345ml	1		9570010345	4001990541951

Blow-out pump

Application range

> For cleaning the drill hole in concrete and masonry

Advantages

> Easy to use
> High cleaning effect
> Universal purpose

Order description	PU [pieces]	Price/1 [EUR]	Article number	EAN
Blow-out pump 6 mm	1		9150300001	4061245020433
Blow-out pump from 8 mm on	1		9150300000	4039161019084

Cleaning brush

Application range

> For cleaning the drill hole in concrete and masonry
> Advantages
> Easy to use
> High cleaning effect
> Robust design

Technical specifications	
Total length of brush	340 mm
Length of brush head	85 mm

Order description	Diameter Brush head [mm]	For drill hole diameter [mm]	PU [pieces]	Price/1 [EUR]	Article number	EAN
Cleaning brush 6	6	4	1		9150300006	4260033893055
Cleaning brush 8	8	6	1		9150300008	4260033893062
Cleaning brush 10	10	8	1		9150300010	4260033893079
Cleaning brush 12	12	10	1		9150300012	4260033893086
Cleaning brush 14	14	12	1		9150300014	4039161019091
Cleaning brush 16	16	14	1		9150300016	4260033893109
Cleaning brush 18	18	16	1		9150300018	4039161019107
Cleaning brush 20	20	18	1		9150300020	4260033893123

Cleaning brush RBT metal

Application range

> For cleaning drill holes of chemical anchoring in concrete and masonry

Advantages

> For approval-compliant drill hole cleaning
> Use in combination with standard cordless screwdriver, drill or T-handle

Order description	Total length [mm]	Diameter Brush head [mm]	For drill hole diameter [mm]	PU [pieces]	Price/1 [EUR]	Article number	EAN
SDS-plus-adapter RBT M6	110	–	–	1		9150100100	4061245081014
T-handle for metal brush M6	–	–	–	1		9150100200	4061245105970
Cleaning brush 10 metal	170	12	8	1		9150100010	4061245082011
Cleaning brush 12 metal	170	14	10	1		9150100012	4061245082028
Cleaning brush 14 metal	170	16.3	12	1		9150100014	4061245082035
Cleaning brush 16 metal	200	18	14	1		9150100016	4061245082042
Cleaning brush 18 metal	200	20	16	1		9150100018	4061245082059
Cleaning brush 20 metal	250	22.6	18	1		9150100020	4061245082066

Duster Expert SDS plus®

Application range

> Concrete
> Gas concrete
> Granite
> Sand-lime brick
> Clinker brick
> aerated concrete
> Marble
> Masonry
> Stone

Characteristics

> Anti-dust drill bit for drilling and cleaning in one step

Advantages

> Dust is removed directly in the drill hole
> Simple usage and reliable anchor installation: Removes dust almost completely - subsequent cleaning of the drill hole is redundant
> Cheap solution for the end user: Saves time during drill hole and / or environment cleaning
> Same robustness and comparable performance as a standard drill
> Universal and flexible usage with SDS-plus hammers and commercial vacuum cleaners

Recommended performance features for vacuum cleaners

> Industrial vacuum cleaner class M
> Hose length up to 5 m
> Performance P ≥ 1,400 W
> Volume flow rate v ≥ 40 l/sec
> Reduced pressure p ≥ 230 mbar
> Automatic filter cleaning

Technical specifications

SDS plus

Order description	Diameter [mm]	Width [mm]	Length [mm]	PU [pieces]	Price/PU [EUR]	Article number	EAN
Duster Expert SDS-plus 8x270	8.0	150	270	1		9250815270	4010159289702
Duster Expert SDS-plus 10x270	10.0	150	270	1		9251015270	4010159289719
Duster Expert SDS-plus 12x320	12.0	200	320	1		9251220320	4010159287838
Duster Expert SDS-plus 14x370	14.0	250	370	1		9251425370	4010159287845
Duster Expert SDS-plus 16x370	16.0	250	370	1		9251625370	4010159287869
Duster Expert SDS-plus 20x370	20.0	250	370	1		9252025370	4010159287883

Corrosion protection spray

Application range

> To protect zinc-plated facade anchor screws from moisture and driving rain

Characteristics

> Permanently elastic protection from moisture and driving rain
> Can be sprayed upside-down and reaches otherwise inaccessible corners and edges that are especially susceptible to corrosion
> Fast-drying and non-dripping when applied evenly

Instructions for using galvanic zinc-plated facade anchor screws (excerpt from ETA-10/0305)
The special screw made of galvanic zinc-plated steel may also be used outside, after careful installation and if the area of the screw head is protected against moisture and driving rain in such a way that no moisture can enter the anchor shaft. This requires facade cladding or a rain screen fixed in front of the screw head and the screw head has to be coated with a soft-plastic, permanently elastic, bitumen oil combination coat (e.g. car underbody coating or cavity protection).

Order description	Content [ml]	PU [pieces]	Price/1 [EUR]	Article number	EAN
Corrosion protection spray	500	1		8200020100	4008153740343

Tool belt

Cross reference	page
Facade anchors	67
Through bolts	12

Application range

> For ergonomic installation of two-part insulation support anchors DH, facade anchors and through bolts

Characteristics

> Can take up to 50 insulation support anchors DH

Order description	PU [pieces]	Price/1 [EUR]	Article number	EAN
Tool belt	1		9150000001	4061245020457

Product and note charts

Technical data | Certifications | Other

Technical specifications

- 12.0 — Diameter Truss head
- 13 mm — Flange head diameter
- M8 — Internal thread diameter
- 8.0 mm — Nylon anchor diameter
- 8.0 mm — Metal anchor diameter
- T_{inst} 60 Nm — Tightening torque
- SDS plus — Drive SDS plus®
- SDS max — Drive SDS max
- 4-edge — Drill with 4-cutting edge geometry
- Manufacturer — PGM Masonry Drill Bit Certification Board
- H2 — Drive external cross recess H
- Z2 — Drive cross recess Z
- Z2 — Drive external cross recess Z
- SW8 — Drive external hexagon
- SW8 — Drive internal hexagon
- SW13/TX40 — Drive external hexagon/hexalobular
- TX25 — Drive hexalobular
- TX25 — Drive external hexalobular
- d_{nom} 10 mm — Nominal drill diameter
- d_0 10 mm — Drill hole diameter
- h_1 10 mm — Drill hole depth
- t 10 mm — Drill hole depth
- h_{nom} ≥ 70 mm — Nominal embedment depth
- h_{ef} ≥ 50 mm — Effective embedment depth
- h_v ≥ 70 mm — Embedment depth
- d_f 10 mm — Through hole component I
- EDELSTAHL Rostfrei STAINLESS STEEL — Stainless steel material
- A1 — Fire performance class acc. to European standard and DIN
- Fire resistant
- Suitability acc. to seismic performance category
- VDS icon

Certifications

- ETA-10/0200 — European Technical Assessment
- Z-14.4-426 — National technical approval abZ
- Z-21.2-2122 — General construction technique permit aBG
- EPD — Environmental Product Declaration EPD
- A+ — Emission category according to French VOC directive
- ICC ES — International Code Council Evaluation Service
- LEED TESTED — LEED tested
- NSF — Certified according to NSF/ANSI 61 drinking water system components

Other

- Cross reference to previous page
- Cross reference to next page
- Follow assembly instructions
- Video

Applications

Anchoring Technology

- Timber substructure to concrete
- Timber substructure to solid brick
- Timber substructure to perforated brick
- Timber substructure to aerated concrete
- Metal substructure to concrete
- Metal substructure to solid brick
- Metal substructure to perforated brick
- Metal substructure to aerated concrete
- Embedment in concrete ceiling
- Post-installed rebar
- Sandwich panels to insertion rail
- Trapezoidal profile to insertion rail

Technical abbreviations

Abbreviation	Description	Unit
a	Spacing	mm
a_p	Distance between drill hole and armouring	mm
a_z	Shell distance / gap	mm
b	Component width	mm
C	Minimum edge distance for S_{min}	mm
c	Edge distance	mm
$c_{cr,N}$	Characteristic edge distance	mm
C_{min}	Minimum edge distance	mm
d	Thread outer diameter / nominal diameter	mm
d_0	Nominal drill diameter / drill hole diameter	mm
DC	Drilling capacity	mm
d_{cut}	Cutting diameter of the drill bit	mm
d_f	Diameter of the through hole in the attachment	mm
d_h	Head diameter	mm
d_{head}	Head diameter	mm
d_{nom}	Effective external diameter	mm
d_k	Diameter cone	mm
f	Thread length in the anchor	mm
f_b	Minimum compressive strength	N/mm²
f_{ck}	Nominal characteristic compressive strength	N/mm²
f_{max}	Maximum installation depth	mm
f_{min}	Minimum installation depth	mm
F_{Rk}	Characteristic resistance	kN
F_{zul}	Permitted load	kN
h	Component thickness	mm
h	Component height	mm
h_0	Drill hole depth	mm
h_1	Drill hole depth to deepest point	mm
h_a	Thickness of the outer sheet	mm
h_D	Insulation thickness	mm
h_{ef}	Installation depth in the load-bearing layer	mm

Abbreviation	Description	Unit
h_{ef}	Effective embedment depth	mm
h_{min}	Minimum thickness of base materials	mm
h_{nom}	Nominal embedment depth	mm
k	Height of cone	mm
L	Length	mm
l	Screw length	mm
l_d	Anchor length	mm
l_g	Thread length	mm
l_s	Sleeve length	mm
l_s	Screw length	mm
L_s	Thread length in the anchor	mm
M	Internal thread diameter	mm
M_{Rk}	Bending moment	Nm
M_{zul}	Admissible bending moment	Nm
N	Tensile load	kN
N_{rec}	Recommended tensile capacity	kN
N_{Rk}	Characteristic resistance	kN
S	Minimum centre distance for C_{min}	mm
s_1	Center distance (perpendicular to the free edge) within an anchor group	mm
s_2	Center distance (parallel to the free edge) within an anchor group	mm
$s_{cr.N}$	Characteristic centre distance	mm
S_{min}	Minimum centre distance	mm
SW	Wrench size	mm
t	Drill hole depth	mm
t_1	Component thickness 1	mm
t_{fix}	t_{tol} + thickness of attachment	mm
T_{inst}	Tightening torque	Nm
t_s	Overall drill hole depth	mm
t_{sheet}	Panel thickness	mm
t_{tol}	Thickness of tolerance compensation or of the non-load-bearing outer layer	mm
V	Transverse load	kN
V_{rec}	Recommended shear load capacity	kN
V_{Rk}	Shear load capacity	kN
ρ	Raw density class	kg/dm³

Notes

EJOT products undergo continuous further improvement. Technical specifications, ranges and prices are subject to changes.

During planning and use of EJOT products, please comply with the accepted rules of technology, construction legislation and the relevant safety regulations. National technical approvals, test certificates and European Technical Assessments of EJOT products can be downloaded from the website:
www.ejot.com/construction/downloads

The current General Terms and Conditions are available on the website:
www.ejot.com/terms-conditions

EJOT® is a registered trademark of EJOT Holding GmbH & Co. KG.

CORREMAKS®, CROSSFIX®, DABO®, DELTA PT®, PT®, ECORIV®, EJOFAST®, *ejotherm®*, T-FAST® und EJOT ANCHOR FIX® are registered trademarks of EJOT SE & Co. KG.

SDS plus® is a registered trademark of Robert Bosch GmbH.

DEKTITE® is a registered trademark of Deks Industries Pty. Ltd.

TORX® is a registered trademark of Acument Intellectual Characteristics, LLC.

EJOT SE & Co. KG
Market Unit Construction
In der Stockwiese 35
57334 Bad Laasphe · Germany
T +49 2752 908-0
F +49 2752 908-731
construction@ejot.com
www.ejot.com/construction

648-en-global-2026.09.01

EJOT. Bringing it together.